



ECLIPSE RC

(Recessed)



- ECLIPSE is a complete series of round luminaires available in surface, pendant, recessed and trimless application.
- It consists of two models: High Power and High Efficiency.
- It is offered with a Low Glare (UGR<20,8*) as an option in the High Power model.
- It is offered with a Low UGR (UGR<18*) as an option in the High Efficiency model.
- Luminaire material: Aluminium.
- Cover material: PMMA
- Powder Coated: Black (RAL9005), White (RAL9003), or Grey (RAL7037) as standard.
- Custom luminaire colours also available on request.
- Low tolerances for colour temperature (MacAdam 3).
- Lumen maintenance L80/B10 50.000h
- Emergency Function capability. (3 hours, with build-in rechargeable battery).
- Indoor Use: IP40

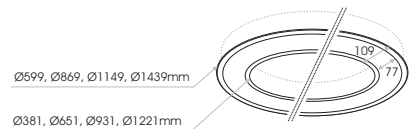


LED source efficacy up to 195lm/W (4000K)
Luminaire efficacy up to 119lm/W (4000K)

Available upon request:

- ✓ Custom luminaire colours
- ✓ Emergency version

*Glare Evaluation: X=4H / Y=8H, S=0,25H, Reflection factors: 70/50/20







Model	Luminaire Colour*	CCT	Watt / Diameter	CRI** LED Source	CRI** LED Source	Type	Voltage	Dimming Option	Extras
ECLIPSE Recessed High Power <i>(ECLIPSE RC HP)</i>	White <i>(WH)</i>	3000K <i>(30)</i>	HIGH POWER	≥ 80 (80) 3000K	≥ 80 (80) 4000K	Opal <i>(OP)</i>	230VAC <i>(230)</i>	Non Dimmable <i>(ND)</i>	Function Standard <i>(0)</i> Emergency <i>(1)</i>
	Black <i>(BL)</i>	4000K <i>(40)</i>	46.2W / 58cm <i>(46W058)</i>	6910lm	7310lm	Low Glare <i>(LG)</i> ***	Analogue <i>(A1)</i> (1-10V)		
	Grey <i>(GR)</i>	75W / 85cm <i>(75W085)</i>	11070lm	11740lm	DALI <i>(DL)</i>				
	104.5W / 113cm <i>(105W113)</i>	15490lm	16390lm	Wireless <i>(WL)</i>					
ECLIPSE Recessed High Efficiency <i>(ECLIPSE RC HE)</i>			HIGH EFFICIENCY	≥ 80 (80) 3000K	≥ 80 (80) 4000K	Opal <i>(OP)</i>			
			17.6W / 58cm <i>(18W058)</i>	2940lm	3110lm	Low UGR <i>(LU)</i> ***			
			26.7W / 85cm <i>(27W085)</i>	4450lm	4720lm				
			37.2W / 113cm <i>(37W113)</i>	6230lm	6590lm				
		47.8W / 142cm <i>(48W142)</i>	8020lm	8480lm					

- * Custom luminaire colours available upon request.
- ** Available in CRI90 upon request.
- *** Low Glare (UGR<20,8), Low UGR (UGR<18)

Ordering Code Example: ECLIPSE RC HP-BL-30-105W113-80-LG-230-ND-0



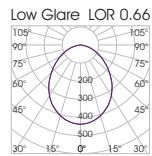
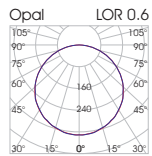


ECLIPSE Recessed

HIGH POWER
HIGH EFFICIENCY

	Ø599mm	Ø869mm	Ø1149mm	Ø1439mm
ECLIPSE Recessed				
HIGH POWER	46W	75W	105W	134W
HIGH EFFICIENCY	18W	27W	37W	48W
Weight	3.63Kgs	5.48Kgs	7.42Kgs	10Kgs

HIGH POWER



HIGH EFFICIENCY

