

# LINE IN

## Aluminium Profile

- LINE IN aluminium profile ideal for installation in corners.
- Available with transparent, milky, milky satin or ruled cover.

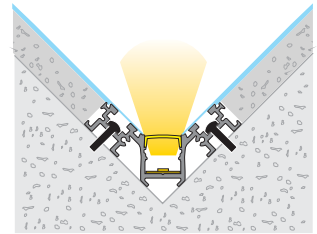
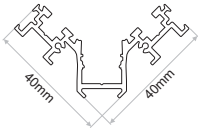

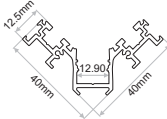


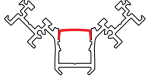

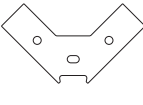
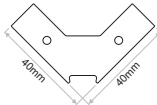









Image	Code	Description	Length	Design-Detail
	<b>PRF.165</b>	LINE IN alum.prof. / Anodized	2m	
	<b>COV.023</b> <b>COV.024</b> <b>COV.025</b> <b>COV.026</b> <b>COV.038</b>	POLYCARBONATE MILKY COVER POLYCARBONATE MILKY SATIN COVER POLYCARBONATE RULED COVER POLYCARBONATE CLEAR COVER POLYCARBONATE BLACK SATIN COVER	2m 2m 2m 2m 2m	 
	<b>CAP.152</b> <b>CAP.153</b>	FRONT CAP for LINE IN END CAP for LINE IN		 
	<b>ACC.056</b> <b>ACC.057</b> <b>ACC.105</b>	EXTENSION LINE 90° CORNER EXTENSION 90° VERTICAL CORNER EXTENSION		  
	<b>PRH.119</b> <b>PRH.120</b> <b>PRH.121</b>	L-I TYPE 90° INNER CORNER L-O TYPE 90° INNER CORNER T TYPE 90° INNER CORNER		   L-I TYPE 90° INNER CORNER      L-O TYPE 90° INNER CORNER      T TYPE 90° INNER CORNER