

LINILINE TR/TRAG

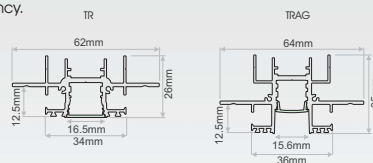
(Trimless/Trimless Antiglare)



- Liniline is a complete series of linear recessed, trimless, surface and pendant luminaires.
- All models are available in standard or antiglare version to ensure visual comfort.
- Liniline series offers a variety of different light outputs that ensure uniformity and colour consistency.
- Nichia LEDs: L90/B10 >50.000h
- CREE LEDs: L90/B10 >50.000h
- 3 SDCM
- IP40

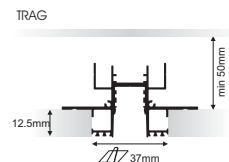
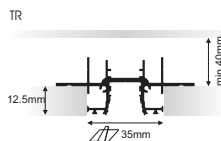
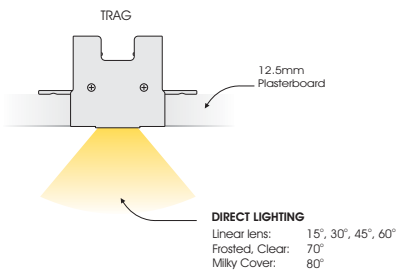
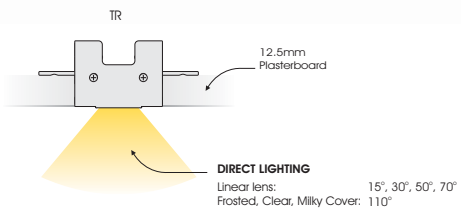
Lighting management options:

On-Off/DALI/0..10V/1..10V/DMX512/PHASE CUT/IR/RF/PUSH BUTTON/Bluetooth


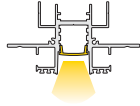

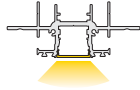


Available upon request:


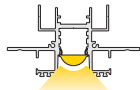
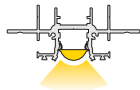
- ✓ Custom dimensions
- ✓ Custom luminaire colours




Direct:
Milky / Clear / Frosted cover



Direct:
Linear lens






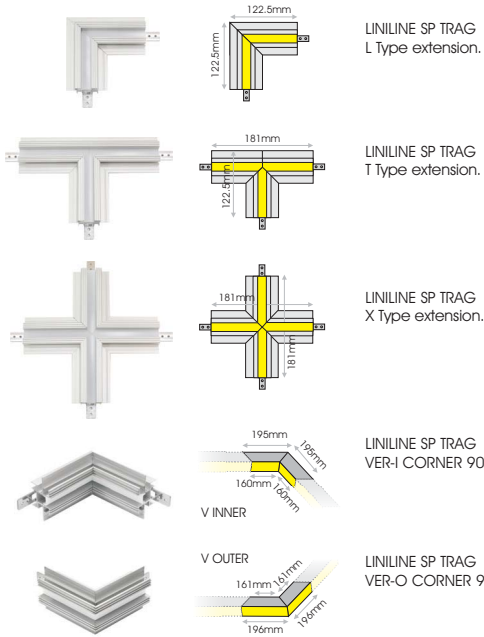
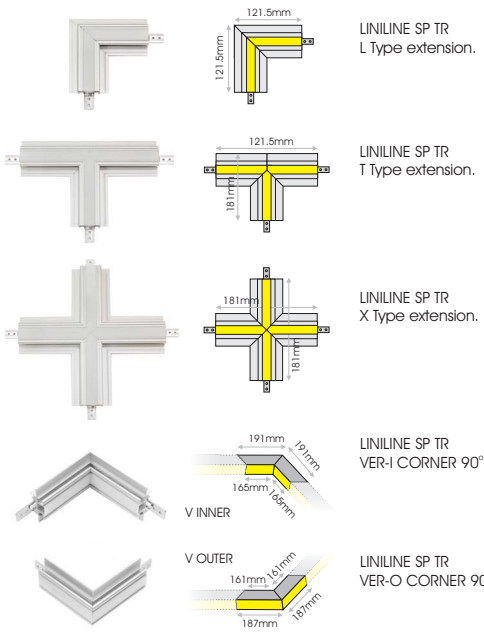
The Superior series of Liniline luminaires can be combined with a variety of extensions to deliver an excellent seamless installation. Electrical connections between Superior series Liniline luminaires and accessories are made by built in in-out connectors and internal wiring.

Extensions for Superior models

Note: The referred dimensions of extensions are valid with 21W Nichia LED strip.

TR

TRAG



LINILINE TRIMLESS



Model	Luminaire Colour	CCT*	CRI	Beam Angle	Watt* / Length**	Voltage
LINILINE STANDARD TRIMLESS <i>(LINILINE ST TR)</i>	Anodized <i>(AN)</i>	2000K <i>(20)</i>	≥ 80 <i>(80)</i>	DIRECT LIGHTING With LED strip (Nichia LEDs) 15° Linear lens <i>(15L)</i> 30° Linear lens <i>(30L)</i> 50° Linear lens <i>(50L)</i> 70° Linear lens <i>(70L)</i> 110° Frosted Cover <i>(110F)</i> 110° Clear Cover <i>(110C)</i> 110° Milky Cover <i>(110M)</i>	Superior models*** 11W / 50cm <i>(11W050)</i> 15.7W / 75cm <i>(16W075)</i> 21W / 100cm <i>(21W100)</i> 26.3W / 125cm <i>(26W125)</i> 31.5W / 150cm <i>(32W150)</i> 36.3W / 175cm <i>(36W175)</i> 42W / 200cm <i>(42W200)</i>	24VDC <i>(24)</i>
	White <i>(WH)</i>	2500K <i>(25)</i>	≥ 90 <i>(90)</i>			
	Black <i>(BL)</i>	2700K <i>(27)</i> 3000K <i>(30)</i> 4000K <i>(40)</i> 5700K <i>(57)</i>				
LINILINE SUPERIOR TRIMLESS <i>(LINILINE SP TR)</i>	Anodized <i>(AN)</i>	2000K <i>(20)</i>	≥ 80 <i>(80)</i>	Standard models**** 11W / 53cm <i>(11W053)</i> 15.7W / 78cm <i>(16W078)</i> 21W / 103cm <i>(21W103)</i> 26.3W / 128cm <i>(26W128)</i> 31.5W / 153cm <i>(32W153)</i> 36.3W / 178cm <i>(36W178)</i> 42W / 203cm <i>(42W203)</i>		
	White <i>(WH)</i>	2500K <i>(25)</i>	≥ 90 <i>(90)</i>			
	Black <i>(BL)</i>	2700K <i>(27)</i> 3000K <i>(30)</i> 4000K <i>(40)</i> 5700K <i>(57)</i>				

* Tunable white, RGB and RGBW models are available upon request (for downlight and /or uplight)
** Available in custom lengths, luminaire colours and power upon request.
**** Dimension without end caps for Superior models (add 1.5mm for each end cap).
***** Dimension with end caps. .

Ordering Code Example: *LINILINE ST TR-AN-3080-110M-42W200-24*

Extension Model	Luminaire Colour	CCT*	CRI	Beam Angle**	Watt*** / Length	Voltage
LINILINE SUPERIOR TRIMLESS L TYPE <i>(LINILINE SP TR-LT)</i>	Anodized <i>(AN)</i>	2000K <i>(20)</i>	≥ 80 <i>(80)</i>	With LED strip (Nichia LEDs) 15° Linear lens <i>(15L)</i> 30° Linear lens <i>(30L)</i> 50° Linear lens <i>(50L)</i> 70° Linear lens <i>(70L)</i> 110° Frosted Cover <i>(110F)</i> 110° Clear Cover <i>(110C)</i> 110° Milky Cover <i>(110M)</i>	3.5W / 12.15x12.15cm <i>(4W1212)</i>	24VDC <i>(24)</i>
	White <i>(WH)</i>	2500K <i>(25)</i>	≥ 90 <i>(90)</i>		5.3W / 12.15x18,1cm <i>(5W1218)</i>	
	Black <i>(BL)</i>	2700K <i>(27)</i> 3000K <i>(30)</i> 4000K <i>(40)</i> 5700K <i>(57)</i>	7W / 18,1x18,1cm <i>(7W1818)</i>			
LINILINE SUPERIOR TRIMLESS T TYPE <i>(LINILINE SP TR-TT)</i>	Anodized <i>(AN)</i>	2000K <i>(20)</i>	≥ 80 <i>(80)</i>		7W / 16,5x16,5cm <i>(7W1717)</i>	
	White <i>(WH)</i>	2500K <i>(25)</i>	≥ 90 <i>(90)</i>		7W / 18,7x18,7cm <i>(7W1919)</i>	
LINILINE SUPERIOR TRIMLESS X TYPE <i>(LINILINE SP TR-XT)</i>	Anodized <i>(AN)</i>	2000K <i>(20)</i>	≥ 80 <i>(80)</i>			
	White <i>(WH)</i>	2500K <i>(25)</i>	≥ 90 <i>(90)</i>			
LINILINE SUPERIOR TRIMLESS VER-I TYPE <i>(LINILINE SP TR-VER-IT)</i>	Anodized <i>(AN)</i>	2000K <i>(20)</i>	≥ 80 <i>(80)</i>			
	White <i>(WH)</i>	2500K <i>(25)</i>	≥ 90 <i>(90)</i>			
LINILINE SUPERIOR TRIMLESS VER-O TYPE <i>(LINILINE SP TR-VER-OT)</i>	Anodized <i>(AN)</i>	2000K <i>(20)</i>	≥ 80 <i>(80)</i>			
	White <i>(WH)</i>	2500K <i>(25)</i>	≥ 90 <i>(90)</i>			

* Tunable white, RGB and RGBW models are available upon request.
** The beam angle must be the same with the DIRECT beam angle of the luminaire.
*** The referred dimensions of extensions are valid with 21W Nichia LED strip.

Ordering Code Example: *LINILINE SP TR-LT-AN-3080-30L-4W1010-24*

LINILINE TRIMLESS ANTIGLARE


Model	Luminaire Colour	CCT*	CRI	Beam Angle	Watt* / Length**	Voltage
LINILINE STANDARD TRIMLESS ANTIGLARE (LINILINE ST TRAG)	Anodized (AN)	2000K (20)	≥ 80 (80)	DIRECT LIGHTING With LED strip (Nichia LEDs) 15° Linear lens (15L) 30° Linear lens (30L) 45° Linear lens (45L) 60° Linear lens (60L) 70° Frosted Cover (70F) 70° Clear Cover (70C) 80° Milky Cover (80M)	Superior models*** 11W / 50cm (11W050) 15.7W / 75cm (16W075) 21W / 100cm (21W100) 26.3W / 125cm (26W125) 31.5W / 150cm (32W150) 36.3W / 175cm (36W175) 42W / 200cm (42W200)	24VDC (24)
	White (WH)	2500K (25)	≥ 90 (90)			
	Black (BL)	2700K (27)				
		3000K (30)				
		4000K (40)				
LINILINE SUPERIOR TRIMLESS ANTIGLARE (LINILINE SP TRAG)		5700K (57)			Standard models**** 11W / 53cm (11W053) 15.7W / 78cm (16W078) 21W / 103cm (21W103) 26.3W / 128cm (26W128) 31.5W / 153cm (32W153) 36.3W / 178cm (36W178) 42W / 203cm (42W203)	

- * Tunable white, RGB and RGBW models are available upon request (for downlight and /or uplight)
- ** Available in custom lengths, luminaire colours and power upon request.
- *** Dimension without end caps for Superior models (add 1.5mm for each end cap).
- **** Dimension with end caps.

Ordering Code Example: LINILINE ST TRAG-AN-3080-70F-36W175-24

Extension Model	Luminaire Colour	CCT*	CRI	Beam Angle**	Watt*** / Length	Voltage
LINILINE SUPERIOR TRIMLESS ANTIGLARE L TYPE (LINILINE SP TRAG-LT)	Anodized (AN)	2000K (20)	≥ 80 (80)	With LED strip (Nichia LEDs) 15° Linear lens (15L) 30° Linear lens (30L) 45° Linear lens (45L) 60° Linear lens (60L) 70° Frosted Cover (70F) 70° Clear Cover (70C) 80° Milky Cover (80M)	3.5W / 12,25x12,25cm (4W1212)	24VDC (24)
	White (WH)	2500K (25)	≥ 90 (90)			
	Black (BL)	2700K (27)			5.3W / 12,25x18,1cm (5W1218)	
		3000K (30)				
		4000K (40)				
LINILINE SUPERIOR TRIMLESS ANTIGLARE T TYPE (LINILINE SP TRAG-TT)		5700K (57)			7W / 18,1x18,1cm (7W1818)	
					7W / 16x16cm (7W1616)	
LINILINE SUPERIOR TRIMLESS ANTIGLARE X TYPE (LINILINE SP TRAG-XT)					7W / 19,6x19,6cm (7W2020)	
LINILINE SUPERIOR TRIMLESS ANTIGLARE VER-I TYPE (LINILINE SP TRAG-VER-IT)						
LINILINE SUPERIOR TRIMLESS ANTIGLARE VER-O TYPE (LINILINE SP TRAG-VER-OT)						

- * Tunable white, RGB and RGBW models are available upon request.
- ** The beam angle must be the same with the DIRECT beam angle of the luminaire.
- *** The referred dimensions of extensions are valid with 21W Nichia LED strip.

Ordering Code Example: LINILINE SP TRAG-LT-AN-3080-30L-4W1010-24