

- LOOP is a complete series of square with rounded corner luminaires available for surface, pendant, recessed and trimless application.
- The surface version is offered either with Direct illumination combined with a decorative Indirect lighting effect (LOOP SF DECO) or with only Direct illumination (LOOP SF).
- It consists of two models: High Power and High Efficiency.
- It is offered with a Low Glare (UGR<21.8\*) as an option in the High Power model.
- It is offered with a Low UGR (UGR<18.6\*) as an option in the High Efficiency model.
- Luminaire material: Aluminium.
- Cover material: PMMA
- Powder Coated: Black (RAL9005), White (RAL9003), or Grey (RAL7037) as standard.
- Custom luminaire colours also available on request.
- Low tolerances for colour temperature (MacAdam 3).
- Lumen maintenance L80/B10 50.000h
- Emergency Function capability. (3 hours, with build-in rechargeable battery).
- Indoor Use: IP40

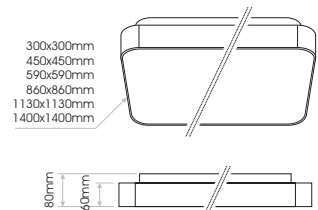


**LED source efficacy up to 197lm/W (4000K)**


**Luminaire efficacy up to 132lm/W (4000K)**

**Available upon request:**

- ✓ Custom luminaire colours
- ✓ Emergency version



\*Glare Evaluation: X=4H / Y=8H, S=0,25H, Reflection factors: 70/50/20

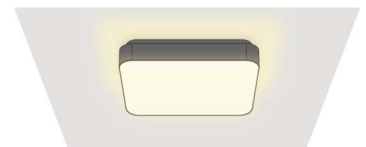
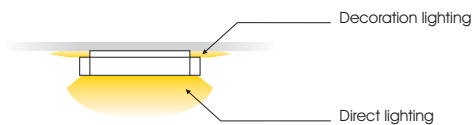





Model	Luminaire Colour*	CCT	Watt / Diameter	CRI** LED Source	CRI** LED Source	Type	Voltage	Dimming Option	Extras
<b>LOOP SF DECO High Power</b> <i>(LOOP SF DECO HP)</i>	White <i>(WH)</i>	3000K <i>(30)</i>	<b>HIGH POWER</b>	≥ 80 (80) <b>3000K</b>	≥ 80 (80) <b>4000K</b>	Opal <i>(OP)</i>	230VAC <i>(230)</i>	Non Dimmable <i>(ND)</i>	<b>Function</b> Standard <i>(0)</i> Emergency <i>(1)</i>
	Black <i>(BL)</i>	4000K <i>(40)</i>	17.6W / 30x30cm <i>(18W3030)</i>	2660lm	2780lm	Low Glare <i>(LG)</i> ***	Analogue (1-10V) <i>(A1)</i>		
	Grey <i>(GR)</i>		39.5W / 45x45cm <i>(40W4545)</i>	5860lm	6160lm				
			75W / 59x59cm <i>(75W5959)</i>	10720lm	11270lm				
			153.5W / 86x86cm <i>(154W8686)</i>	22150lm	23290lm				
			272.8W / 113x113cm <i>(273W113113)</i>	39380lm	41400lm				
		426.3W / 140x140cm <i>(426W140140)</i>	61540lm	64700lm		Wireless <i>(WL)</i>			
<b>LOOP SF DECO High Efficiency</b> <i>(LOOP SF DECO HE)</i>			<b>HIGH EFFICIENCY</b>	≥ 80 (80) <b>3000K</b>	≥ 80 (80) <b>4000K</b>	Opal <i>(OP)</i>			
			6.6W / 30x30cm <i>(07W3030)</i>	1130lm	1180lm	Low UGR <i>(LU)</i> ***			
			13.4W / 45x45cm <i>(13W4545)</i>	2250lm	2370lm				
			25.9W / 59x59cm <i>(26W5959)</i>	4200lm	4410lm				
			58.3W / 86x86cm <i>(58W8686)</i>	9450lm	9930lm				
			103.7W / 113x113cm <i>(104W113113)</i>	16790lm	17650lm				
		162W / 140x140cm <i>(162W140140)</i>	26230lm	27580lm					

\* Custom luminaire colours available upon request.  
 \*\* Available in CRI90 upon request.  
 \*\*\* Low Glare (UGR<21.8), Low UGR (UGR<18.6)

Ordering Code Example: LOOP SF DECO HP-BL-30-154W8686-80-LG-230-ND-0

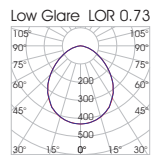
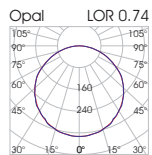




**LOOP SF DECO**

	18W	40W	75W	154W	273W	426W
HIGH POWER						
HIGH EFFICIENCY	7W	13W	26W	58W	104W	162W
<b>Weight</b>	1.55Kgs	3.46Kgs	6.24Kgs	11.70Kgs	18.80Kgs	28Kgs

**HIGH POWER**



**HIGH EFFICIENCY**

