

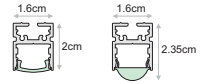
- LUMINET linear interior luminaire is available for surface, pendant installation or with brackets for wall installation.
- It is suitable for indoor wall washing as it offers a variety of beam angles (15°, 30°, 50°, 70°, 90°).
- L90/B10 50000h (for monochromatic models)
- 3 SDCM (for monochromatic models)
- Ingress Protection: IP40

**Monochromatic** Lighting management options:

On-Off/DALI/0..10V/1..10V/DMX512/PHASE CUT/IR/RF/PUSH BUTTON/Bluetooth

**RGBW** Lighting management options:

DMX, DALI, Wireless Bluetooth or RF controllers

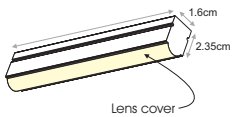
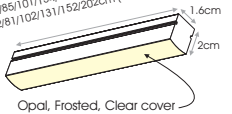


**Available upon request:**

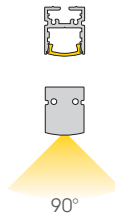
- ✓ Custom dimensions
- ✓ Custom luminaire colours
- ✓ Emergency version



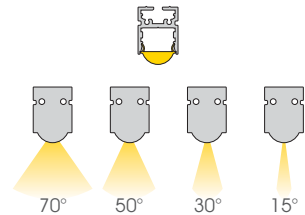
52/85/102/119/152/202cm (Monochromatic)  
 52/77/102/127/152/202cm (RGBW 192LED/m, 60LED/m)  
 52/85/101/134/151/201cm (RGBW 144LED/m)  
 52/81/102/113/152/202cm (RGBW 84LED/m)




Opal, Frosted, Clear cover



Lens cover



Model	Luminaire Colour	Colour Temperature	CRI	Watt / Length	Beam Angle (Cover Type)	Voltage
<b>LUMINET FIXED</b> (LUMINET FX)	Anodized (AN)	2000K (20)	≥ 80 (80)	10.5W / 52cm (11W052)	15° (Lens Cover) (15L)	24VDC (24)
	White (WH)	2500K (25)		17.5W / 85cm (18W085)	30° (Lens Cover) (30L)	
	Black (BL)	2700K (27)		21W / 102cm (21W102)	50° (Lens Cover) (50L)	
<b>LUMINET PENDANT</b> (LUMINET P1) H:150cm (LUMINET P2) H:300cm		3000K (30)		24.5W / 119cm (25W119)	70° (Lens Cover) (70L)	
		4000K (40)		31.5W / 152cm (32W152)	90° (Opal Cover) (90O)	
		5700K (57)		42W / 202cm (42W202)	90° (Frosted Cover) (90F)	
					90° (Clear Cover) (90C)	
<b>LUMINET SURFACE A</b> (LUMINET SA)						
<b>LUMINET SURFACE B</b> (LUMINET SB)						
<b>LUMINET 5cm BRACKET</b> (LUMINET B1)						
<b>LUMINET 10cm BRACKET</b> (LUMINET B2)						
<b>RGBW</b>						
						
<b>Colour</b>				<b>Watt / Length</b>		
RGBW 192LED/m* (RGBW)				13.5W / 52cm (14W052)		
				20.2W / 77cm (20W077)		
				27W / 102cm (27W102)		
				30.4W / 127cm (30W127)		
				40.5W / 152cm (41W152)		
				54W / 202cm (54W202)		
RGBW 144LED/m* (RGBW)				7.5W / 52cm (08W052)		
				12.5W / 85cm (13W085)		
				15W / 101cm (15W101)		
				20W / 134cm (20W134)		
				22.5W / 151cm (23W151)		
				30W / 201cm (30W201)		
RGBW 84LED/m** (RGBW)				13.5W / 52cm (14W052)		
				21.2W / 81cm (21W081)		
				27W / 102cm (27W102)		
				34.7W / 131cm (35W131)		
				40.5W / 152cm (41W152)		
				54W / 202cm (54W202)		
RGBW 60LED/m** (RGBW)				9.8W / 52cm (10W052)		
				14.6W / 77cm (15W077)		
				19.5W / 102cm (20W102)		
				24.4W / 127cm (24W127)		
				29.4W / 152cm (29W152)		
				39W / 202cm (39W202)		

\* RGBW 192/144LED/m available with Lens Cover

\*\* RGBW 84/60LED/m available with Opal/Frosted/Clear Cover

Ordering Code Example: LUMINET SA-WH-30-80-32W152-90F-24

