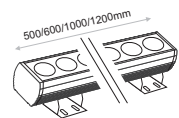
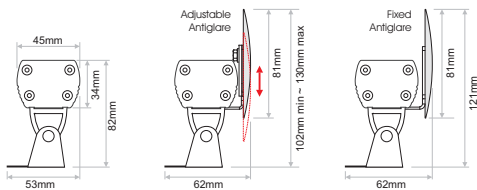


ELEGANT MIDI II

Elegant MIDI II is a high performance model of Elegant series. It is an ideal solution for both indoor and outdoor architectural applications. Its design allows wall washing, thanks to the varying lengths of the wall brackets and the consistent pitch between the luminaires. The inclusion of an antiglare accessory ensures the highest level of glare control. It can be provided with an additional output cable featuring an IP68 connector, in addition to the standard input cable (except 25-30cm as standard). Elegant is also available in different RAL colors upon request.

L90/B10 50.000h
for monochromatic models

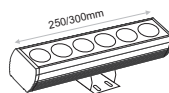
L70/B10 50.000h
for RGBW & TW models



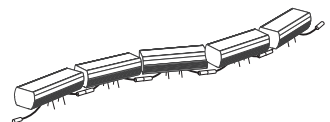
ELEGANT MIDI II



ELEGANT MIDI II 30.5cm



ELEGANT MIDI II 30.5cm



Chain connection with input-output cables
(for 30.5cm only in standard version)



Lighting management options:

On-Off/DALI/0..10V/1..10V/DMX512/PHASE CUT/IR/RF/PUSH BUTTON/Bluetooth

Technical features:

Installation:	Surface mounted, Wall mounted.
LED light source	Samsung LED.
Optics:	Monochrome: 15°, 25°, 40°, 10°x30°, 15°x45° RGBW(4in1),RGBA (4in1), TW(2in1): 12°, 25°, 15°x30°, 12°x50°
Lengths:	25cm, 30cm, 50cm, 60cm, 100cm, 120cm
No. of LEDs: 25cm,30cm	6 LEDs
No. of LEDs: 50cm,60cm	12 LEDs
No. of LEDs: 100cm,120cm:	24 LEDs
Pitch for 25cm, 50cm, 100cm:	41.65 mm (Pitch is maintained between luminaries).
Pitch for 30cm, 60cm, 120cm:	50 mm (Pitch is maintained between luminaries).
Power Supply	From 24VDC up to 48VDC (depending on the model).
Power:	25cm,30cm: 10W/ 50cm,60cm: 20W/ 100cm, 120cm:40W
Ingress protection:	IP66
Operation Ambient temperature:	-25 C to +50 C .
Weight 25/30/50/60/100/120cm:	0,55/0,65/1,10/1,28 /2,00/ 2,34 kgs (standard models).

Materials:

Main body:	Natural anodized anticorrosion aluminium EN AW-6060.
Protective cover:	3mm tempered Low-Iron glass.
Finishes (End caps):	Anticorrosion die cast aluminium alloy AS12 with 2 anti-corrosion powder coatings (primer & polyester).
Mounting brackets:	Natural anodized Anticorrosion aluminium EN AW-6060 with INOX-304 metal parts.
Optics:	PMMA collimating lens.
Gaskets:	Silicone rubber.
Connector:	Nylon 66. Fire resistance V-0.
Screw Vent:	PC
Pressure equalization:	Screw Vent (Breather) 190ml/min@0,07bar.
Cable gland:	Nickeled brass. IP68.
Printed circuit:	Insulated metal substrate PCB.
Power cords:	50cm, suitable for outdoor use, halogen-free good chemical resistance, cold resistant,UV-resistant, temperature range for fixed installation -50oC to +80oC.
Screws:	Stainless steel.

Accessories Materials:

Ground brackets:	Natural anodized Anticorrosion aluminium EN AW-6060 with INOX-316 metal parts.
Wall brackets:	Natural anodized Anticorrosion aluminium EN AW-6060 with INOX-316 metal parts.
Antiglare:	Natural anodized Anticorrosion aluminium EN AW-6060 with INOX-316 metal parts.

Marine Type features:

Powder Coating:	Ultra-durable powder coating that meets the requirements of GSB Master, Qualicoat Class2, EN12206 (formerly BS6496), En13438 (formerly BS6497:1984) and AAMA 2604.
Exterior Durability:	Meets qualicoat class 2 requirements after 3 years Florida. Meets AAMA 2604-13 requirements after 5 years Florida.
High Resistance to:	Weather, UV, Water and mould growth.



WEATHER RESISTANT



Standard Models

Model	Luminaire Colour*	CCT	CRI	Led Source	Beam Angle	Watt / Length	Voltage		
ELEGANT MIDI II <i>(ELEGANT MIDI II)</i>	Anodized <i>(AN)</i> Marine Type <i>(MT)</i>	40W/m							
		2700K	80 <i>(2780)</i>	3820lm	15° <i>(15)</i>	10W / 25cm <i>(10W025)</i>	24VDC <i>(24)</i>		
		2700K	90 <i>(2790)</i>	2970lm	25° <i>(25)</i>	10W / 30cm <i>(10W030)</i>			
		3000K	80 <i>(3080)</i>	3820lm	40° <i>(40)</i>	20W / 50cm <i>(20W050)</i>			
		3000K	90 <i>(3090)</i>	3250lm	10°x30° <i>(1030)</i>	20W / 60cm <i>(20W060)</i>			
		4000K	80 <i>(4080)</i>	4100lm	15°x45° <i>(1545)</i>	40W / 100cm <i>(40W100)</i>			
		4000K	90 <i>(4090)</i>	3820lm		40W / 120cm <i>(40W120)</i>			
		5700K	80 <i>(5780)</i>	4385lm					
		TUNABLE WHITE							
		TW <i>(2700K+5700K)</i>	90 <i>(TW90)</i>	2735lm <i>1325+1410lm</i>	12° <i>(12)</i>				
				25° <i>(25)</i>					
				15°x30° <i>(1530)</i>					
				12°x50° <i>(1250)</i>					
	RGBW								
				40W/m					
RGBA (AMBER)	<i>(RGBA)</i>	1835lm							
RGBW (3000K)	<i>(RGBW30)</i>	2125lm							
RGBW (4000K)	<i>(RGBW40)</i>	2230lm							
(RED)		410lm							
(GREEN)		770lm							
(BLUE)		240lm							
(AMBER)		415lm							
(3000K)		705lm							
(4000K)		810lm							

* Available in RAL colours upon request

Ordering Code Example: ELEGANT MIDI II-AN-3080-1030-20W060-24



High Efficiency Models

Model	Luminaire Colour*	CCT	CRI	Led Source	Beam Angle	Watt / Length	Voltage**		
ELEGANT MIDI II HE <i>(ELEGANT MIDI II HE)</i>	Anodized <i>(AN)</i> Marine Type <i>(MT)</i>	40W/m							
		2700K	80 <i>(2780)</i>	4765lm	15° <i>(15)</i>	10W / 25cm <i>(10W025)</i>	24~48VDC <i>(2448V)</i>		
		2700K	90 <i>(2790)</i>	3710lm	25° <i>(25)</i>	10W / 30cm <i>(10W030)</i>			
		3000K	80 <i>(3080)</i>	4765lm	40° <i>(40)</i>	20W / 50cm <i>(20W050)</i>			
		3000K	90 <i>(3090)</i>	4060lm	10°x30° <i>(1030)</i>	20W / 60cm <i>(20W060)</i>			
		4000K	80 <i>(4080)</i>	5120lm	15°x45° <i>(1545)</i>	40W / 100cm <i>(40W100)</i>			
		4000K	90 <i>(4090)</i>	4765lm		40W / 120cm <i>(40W120)</i>			
		5700K	80 <i>(5780)</i>	5470lm					
		TUNABLE WHITE							
		TW <i>(2700K+5700K)</i>	90 <i>(TW90)</i>	3430lm <i>1630+1800lm</i>	12° <i>(12)</i>				
				25° <i>(25)</i>					
				15°x30° <i>(1530)</i>					
				12°x50° <i>(1250)</i>					
	RGBW								
				40W/m					
RGBA (AMBER)	<i>(RGBA)</i>	2395lm							
RGBW (3000K)	<i>(RGBW30)</i>	2760lm							
RGBW (4000K)	<i>(RGBW40)</i>	2895lm							
(RED)		530lm							
(GREEN)		1010lm							
(BLUE)		320lm							
(AMBER)		535lm							
(3000K)		900lm							
(4000K)		1035lm							

* Available in RAL colours upon request
** Input Voltage from 24VDC up to 48VDC

Ordering Code Example: ELEGANT MIDI II HE-AN-TW90-25-40W120-24

IP66

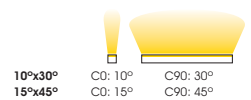
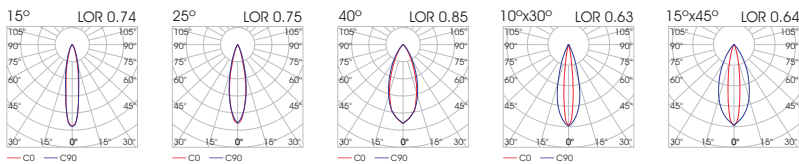
High Efficiency Constant Power Operation Models

Model	Luminaire Colour*	CCT	CRI	Led Source	Beam Angle	Watt / Length	Voltage
ELEGANT MIDI II HE CP <i>(ELEGANT MIDI II HECP)</i>	Anodized <i>(AN)</i>	TUNABLE WHITE		40W/m	12° <i>(12)</i>	10W / 25cm <i>(10W025)</i>	24VDC <i>(24V)</i>
	Marine Type <i>(MT)</i>	TW <i>(2700K+5700K)</i>	90 <i>(TW90)</i>	3455lm 3165+3740lm	25° <i>(25)</i> 15°x30° <i>(1530)</i> 12°x50° <i>(1250)</i>	10W / 30cm <i>(10W030)</i> 20W / 50cm <i>(20W050)</i> 20W / 60cm <i>(20W060)</i>	
		RGBW		40W/m		40W / 100cm <i>(40W100)</i> 40W / 120cm <i>(40W120)</i>	
		RGBW (3000K) <i>(RGBW30)</i>		2020lm			
		(RED)		1775lm			
		(GREEN)		2880lm			
		(BLUE)		910lm			
		(WHITE)		2520lm			

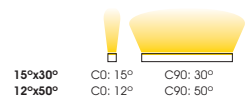
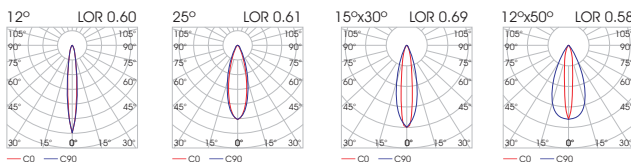
* Available in RAL colours upon request

Ordering Code Example: ELEGANT MIDI II HECP-AN-TW90-25-40W120-24V

Monochromatic Standard Models High Efficiency Models



RGBW, TW Standard Models High Efficiency Models High Efficiency Constant Power Operation Models



Ground brackets

Ground bracket INOX-304



INOX-304
(as standard for 50/60/100/120cm)



INOX-304
(as standard for 25/30cmcm)

Ground bracket INOX-316



INOX-316
(as extra for 50/60/100/120cm)



INOX-316
(as extra for 25/30cmcm)

(RAL colours as extra upon request)



Antiglare

Adjustable Antiglare
accessory (as extra)

ELG.120 25cm Anodized
ELGW120 25cm White RAL9003 mat
ELGB120 25cm Black RAL 9005 mat

ELG.038 30cm Anodized
ELGW038 30cm White RAL9003 mat
ELGB038 30cm Black RAL 9005 mat

ELG.010 50cm Anodized
ELGW010 50cm White RAL9003 mat
ELGB010 50cm Black RAL 9005 mat

ELG.011 60cm Anodized
ELGW011 60cm White RAL9003 mat
ELGB011 60cm Black RAL 9005 mat

ELG.012 100cm Anodized
ELGW012 100cm White RAL9003 mat
ELGB012 100cm Black RAL 9005 mat

ELG.013 120cm Anodized
ELGW013 120cm White RAL9003 mat
ELGB013 120cm Black RAL 9005 mat

Fixed Antiglare
accessory (as extra)

ELG.121 25cm Anodized
ELGW121 25cm White RAL9003 mat
ELGB121 25cm Black RAL 9005 mat

ELG.122 30cm Anodized
ELGW122 30cm White RAL9003 mat
ELGB122 30cm Black RAL 9005 mat

ELG.123 50cm Anodized
ELGW123 50cm White RAL9003 mat
ELGB123 50cm Black RAL 9005 mat

ELG.124 60cm Anodized
ELGW124 60cm White RAL9003 mat
ELGB124 60cm Black RAL 9005 mat

ELG.125 100cm Anodized
ELGW125 100cm White RAL9003 mat
ELGB125 100cm Black RAL 9005 mat

ELG.126 120cm Anodized
ELGW126 120cm White RAL9003 mat
ELGB126 120cm Black RAL 9005 mat

Wall brackets

Fixed 5, 10, 20, 30cm Wall brackets INOX-316 (Set of 2)



ELG.002 5cm Passivated
ELGW002 5cm White RAL9003 mat
ELGB002 5cm Black RAL 9005 mat



ELG.003 10cm Passivated
ELGW003 10cm White RAL9003 mat
ELGB003 10cm Black RAL 9005 mat

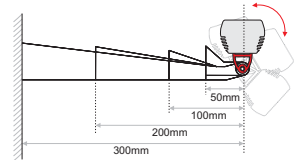


ELG.004 20cm Passivated
ELGW004 20cm White RAL9003 mat
ELGB004 20cm Black RAL 9005 mat



ELG.005 30cm Passivated
ELGW005 30cm White RAL9003 mat
ELGB005 30cm Black RAL 9005 mat

(RAL colours as extra upon request)



Input & Output cables



Input cable with IP connectors
(as standard for 50/60/100/120cm)



Input & Output cable with IP connectors
(as extra for 50/60/100/120cm)
(as standard for 25/30cmcm)



Input cable (for ECO model)
Open wire ends with ferrules
(as standard for ECO model 50/60/100/120cm)



Output cable (for ECO model)
Open wire ends with ferrules
(as extra for ECO model 50/60/100/120cm)



Input & Output cable with IP connectors
(25/30cmcm only available in this version)

Extension cables with connectors IP68



2 pole
WIR.546 2pole 100cm
WIR.547 2pole 200cm
WIR.480 2pole 300cm
WIR.481 2pole 500cm

3 pole
WIR.476 3pole 100cm
WIR.477 3pole 200cm
WIR.478 3pole 300cm
WIR.479 3pole 500cm

4 pole
WIR.482 4pole 100cm
WIR.548 4pole 200cm
WIR.483 4pole 300cm
WIR.484 4pole 500cm

5 pole
WIR.549 5pole 100cm
WIR.485 5pole 200cm
WIR.552 5pole 300cm
WIR.486 5pole 500cm