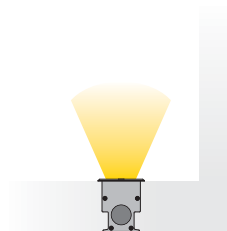


Terragon is the newest inground series engineered with premium materials. Terragon 40 is the smallest luminaire that guarantees outstanding performance and durability. The aluminum housing and stainless steel frame offer superior resistance to weathering and corrosion, ensuring enduring aesthetic appeal. TERRAGON 40 provides a perfect blend of form and function, featuring a sleek and modern design that will elevate any outdoor space. It is perfect for wall washing, as it provides a uniform and consistent distribution of light, ensuring evenly illuminated surfaces. TERRAGON 40 comes with customizable tilt angle, offering designers control over the final lighting outcome.

- TERRAGON 40 offers excellent uniformity and colour consistency.
- Antiglare control through the use of either honeycomb or micro louvre options. Optional for all models.
- Supplied with input cable & IP 68 connector as standard.
- Possibility for in-out cables & connectors upon request as extra.
- Walk Over: Up to 500kg (5kN).
- Maximum Static Load: Up to 2000kg (20kN).
- Ingress Protection: IP68/IP67
- Adjustable tilt angle $\pm 15^\circ$ for the IP67 model.
- Fixed tilt angle $0^\circ, 2.5^\circ, 5.0^\circ, 7.5^\circ$ for the IP68 model.
- Recessed & Flat Recessed models.
- Suitable for marine and harsh environment applications.
- IK Rate: IK07
- Cost effective & Constant Power models at 24VDC.
- High efficient models from 24VDC up to 48VDC.

Constant Power for RGBW & TW models provides:

- Up to 400% more color intensity (per color) compared to conventional directional models.
- Lighting power remains constant regardless of the selected color combination.



L90/B10 > 50.000h

for monochromatic models

L70/B10 > 50.000h

for RGBW & TW models





Lighting management options:
On-Off/DALI/0..10V/1..10V/DMX512/PHASE CUT/IR/RF/PUSH BUTTON/Bluetooth

Technical features:

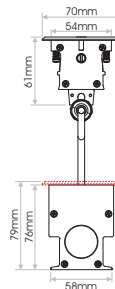
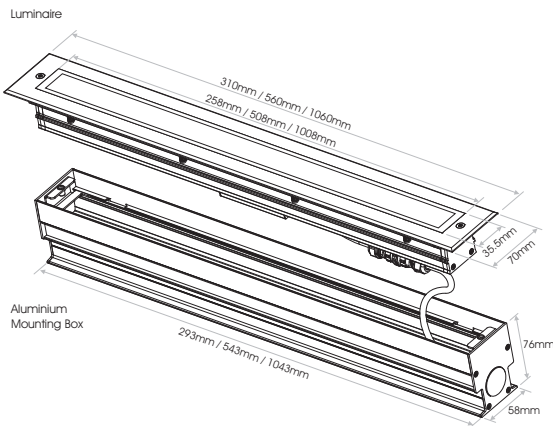
Installation:	In-ground
LED light source:	Diffused lighting /Nichia LED. Directional lighting / Samsung LED.
Diffused:	Frost, Opal
Directional Optics:	Monochrome: 15°, 25°, 40°, 10°x30°, 15°x45° RGBW, TW: 12°, 25°, 15°x30°, 12°x50°
Lengths:	31cm/56cm/106cm
No of LEDs (31/56/106cm):	6/12/24 (directional version).
Power Supply:	From 24VDC up to 48VDC (depending on the model).
Power for Diffused:	31cm:10.5W, 56cm:21W, 106cm:42W
Power for Directional:	31cm:10W, 56cm:20W, 106cm:40W
Ingress protection:	IP68/IP67 (depending on the model)
Operation Ambient temperature:	-25°C to +50°C

Materials

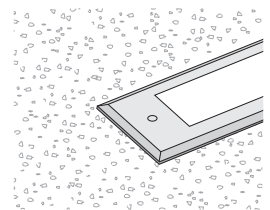
Main body:	Powder coated natural anodized anticorrosal aluminium EN AW-6060.
Protective cover:	6mm tempered Low-Iron glass.
Frame:	316 L stainless steel.
Finishes (End caps):	Powder coated natural anodized anticorrosal aluminium EN AW-5052.
Optics:	PMMA collimating lens.
Sealing O'rings:	Buna-N Nitrile (NBR)
Connectors:	PA66 NYLON
Printed circuit:	Insulated metal substrate PCB.
Power cords:	15cm, suitable for outdoor use, halogen-free good chemical resistance, cold resistant, UV-resistant, temperature range for fixed installation -50°C to +80°C.
Screws:	Stainless steel

Powder coating characteristics:


Powder Coating:	Ultra-durable powder coating that meets the requirements of GSB Master, Qualicoat Class2 EN12206 (formerly BS6496), En13438 (formerly BS6497:1984) and AAMA 2604.
Exterior Durability:	Meets qualicoat class 2 requirements after 3 years Florida Meets AAMA 2604-13 requirements after 5 years Florida
High Resistance to:	Weather, UV, Water and mould growth.



Recessed



Flat Recessed



Clear

RC Clear



FRC Clear

RC Clear Honeycomb



FRC Clear Honeycomb

RC Clear Micro Louvre



FRC Clear Micro Louvre

Opal

RC Opal



FRC Opal

RC Opal Honeycomb



FRC Opal Honeycomb

RC Opal Micro Louvre



FRC Opal Micro Louvre

Frosted

RC Frosted



FRC Frosted

RC Frosted Honeycomb



FRC Frosted Honeycomb

RC Frosted Micro Louvre



FRC Frosted Micro Louvre



Tilt adjustable model offers increased flexibility and versatility, the tilt angle can be altered from -15° to +15° degrees, allowing for a wide range of lighting applications. TERRAGON's adjustability ensures that the desired lighting effect can be achieved with ease.



Aluminium Mounting Box

- ACR.126** 31cm
- ACR.127** 56cm
- ACR.128** 106cm

Accessories



- IP68 Socket Connector (Female)**
- 2-POLE **CNC.110**
 - 3-POLE **CNC.112**
 - 5-POLE **CNC.114**



- Extension Cable**
- 2-POLE **WIR.118**
 - 3-POLE **WIR.119**
 - 5-POLE **WIR.120**



- IP68 Plug Connector (Male)**
- 2-POLE **CNC.111**
 - 3-POLE **CNC.113**
 - 5-POLE **CNC.115**



- CNC.106**
IP68 Junction box 4way / 2~5pole



- CNC.109**
IP68 Joint connector 2way / 2~5pole

Diffused Models



Model	CCT	CRI	Led Source	Diffused Type	Watt / Length	Voltage	Extras
42W/m							
TERRAGON 40 IP68 Diffused Recessed <i>(TERRAGON 4068 DIFF RC)</i>	2700K	80 (2780)	6130lm	Frost (FR)	10.5W / 31cm* (11W031)	24VDC (24)	None (0)
	3000K	80 (3080)	6320lm	Opal (OP)	21W / 56cm (21W056)		Honeycomb (1)
	4000K	80 (4080)	6500lm		42W / 106cm (42W106)		Micro Louvre (2)
	5700K	80 (5780)	6690lm				
40W/m							
TUNABLE WHITE							
TERRAGON 40 IP68 Diffused Flat Recessed <i>(TERRAGON 4068 DIFF FRC)</i>	TW (2700K+5700K)	80 (TW80)	5160lm 2490+2689lm			24VDC (24)	
		90 (TW90)	4480lm 2155+2340lm				
39W/m							
RGBW							
TERRAGON 40 IP68 Diffused Flat Recessed <i>(TERRAGON 4068 DIFF FRC)</i>	RGBW (2700K) (RGBW27)		1645lm			24VDC (24)	
	(RED)		242lm				
	(GREEN)		592lm				
	(BLUE)		172lm				
TERRAGON 40 IP68 Diffused Flat Recessed <i>(TERRAGON 4068 DIFF FRC)</i>	RGBW (6000K) (RGBW60)		1450lm			24VDC (24)	
	(RED)		168lm				
	(GREEN)		416lm				
	(BLUE)		132lm				
	(WHITE)		678lm				

* 31cm not available for RGBW models.

Ordering Code Example: TERRAGON 4068 DIFF RC-3080-OP-42W106-24-1

Standard Directional Models



Model	CCT	CRI	Led Source	Beam Angle	Tilt Angle	Watt / Length	Voltage	Extras
40W/m								
TERRAGON 40 IP67 Directional Recessed <i>(TERRAGON 4067 DR RC)</i>	2700K	80 (2780)	3820lm	15° (15)	Adjustable -15°+15° (AD)	10W / 31cm (10W031)	24VDC (24)	None (0)
	2700K	90 (2790)	2970lm	25° (25)		20W / 56cm (20W056)		Honeycomb (1)
	3000K	80 (3080)	3820lm	40° (40)		40W / 106cm (40W106)		Micro Louvre (2)
	3000K	90 (3090)	3250lm	10°x30° (1030)				
TERRAGON 40 IP67 Directional Flat Recessed <i>(TERRAGON 4067 DR FRC)</i>	4000K	80 (4080)	4100lm	15°x45° (1545)				
	4000K	90 (4090)	3820lm					
	5700K	80 (5780)	4385lm					
	40W/m							
TUNABLE WHITE								
TERRAGON 40 IP67 Directional Flat Recessed <i>(TERRAGON 4067 DR FRC)</i>	TW (2700K+5700K)	90 (TW90)	2735lm 1325+1410lm	12° (12)	Adjustable -15°+15° (AD)		24VDC (24)	
				25° (25)				
				15°x30° (1530)				
				12°x50° (1250)				
40W/m								
RGBW								
TERRAGON 40 IP68 Directional Recessed <i>(TERRAGON 4068 DR RC)</i>	RGBA (AMBER) (RGBWA)		1835lm		0° (0) 2.5° (2.5) 5° (5) 7.5° (7.5)		24VDC (24)	
	RGBW (3000K) (RGBW30)		2125lm					
	RGBW (4000K) (RGBW40)		2230lm					
	(RED)		410lm					
TERRAGON 40 IP68 Directional Recessed <i>(TERRAGON 4068 DR RC)</i>	(GREEN)		770lm					
	(BLUE)		240lm					
	(AMBER)		415lm					
	(3000K)		705lm					
TERRAGON 40 IP68 Directional Flat Recessed <i>(TERRAGON 4068 DR FRC)</i>	(4000K)		810lm					

Ordering Code Example: TERRAGON 4067 DR FRC-4090-45-AD-42W106-24-0



High Efficiency Directional Models

Model	CCT	CRI	Led Source	Beam Angle	Tilt Angle	Watt / Length	Voltage*	Extras		
40W/m										
TERRAGON 40 IP67 HE Directional Recessed <i>(TERRAGON 4067 HE DR FRC)</i>	2700K	80 (2780)	4765lm	15° (15)	Adjustable -15°+15° (AD)	10W / 31cm (10W031)	24-48VDC (2448V)	None (0)		
	2700K	90 (2790)	3710lm	25° (25)		20W / 56cm (20W056)		Honeycomb (1)		
	3000K	80 (3080)	4765lm	40° (40)		40W / 106cm (40W106)		Micro Louvre (2)		
	3000K	90 (3090)	4060lm	10°x30° (1030)						
				15°x45° (1545)						
TERRAGON 40 IP67 HE Directional Flat Recessed <i>(TERRAGON 4067 HE DR FRC)</i>	4000K	80 (4080)	5120lm							
	4000K	90 (4090)	4765lm							
	5700K	80 (5780)	5470lm							
TUNABLE WHITE										
	TW	90 (TW90)	40W/m 3430lm (2700K+5700K) 1630+1800lm	12° (12)						
				25° (25)						
				15°x30° (1530)						
				12°x50° (1250)						
RGBW										
	RGBA (AMBER)	(RGBWA)	2395lm							
	RGBW (3000K)	(RGBW30)	2760lm							
	RGBW (4000K)	(RGBW40)	2895lm							
TERRAGON 40 IP68 HE Directional Recessed <i>(TERRAGON 4068 HE DR FRC)</i>			(RED) 530lm		0° (0)					
			(GREEN) 1010lm		2.5° (2.5)					
			(BLUE) 320lm		5° (5)					
			(AMBER) 535lm		7.5° (7.5)					
			(3000K) 900lm							
			(4000K) 1035lm							

* Input Voltage from 24VDC up to 48VDC

Ordering Code Example: TERRAGON 4068 HE DR FRC-TW80-25-5-42W106-2448V-0

High Efficiency Constant Power Operation Models

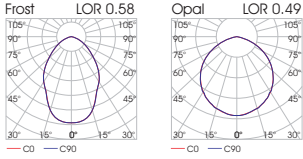


Model*	CCT	CRI	Led Source	Beam Angle	Tilt Angle	Watt / Length	Voltage	Extras		
TUNABLE WHITE										
TERRAGON 40 IP67 HE CP Directional Recessed <i>(TERRAGON 4067 HECP DR FRC)</i>	TW	90 (TW90)	40W/m 3455lm (2700K) 3165lm (5700K) 3740lm	12° (12)	Adjustable -15°+15° (AD)	10W / 31cm (10W031)	24VDC (24V)	None (0)		
				25° (25)		20W / 56cm (20W056)		Honeycomb (1)		
				15°x30° (1530)		40W / 106cm (40W106)		Micro Louvre (2)		
				12°x50° (1250)						
TERRAGON 40 IP67 HE CP Directional Flat Recessed <i>(TERRAGON 4067 HECP DR FRC)</i>										
RGBW										
	RGBW (3000K)	(RGBW30)	2020lm							
	(RED)		1775lm							
	(GREEN)		2880lm							
	(BLUE)		910lm			0° (0)				
	(WHITE)		2520lm		2.5° (2.5)					
					5° (5)					
					7.5° (7.5)					
TERRAGON 40 IP68 HE CP Directional Recessed <i>(TERRAGON 4068 HECP DR FRC)</i>										
TERRAGON 40 IP68 HE CP Directional Flat Recessed <i>(TERRAGON 4068 HECP DR FRC)</i>										

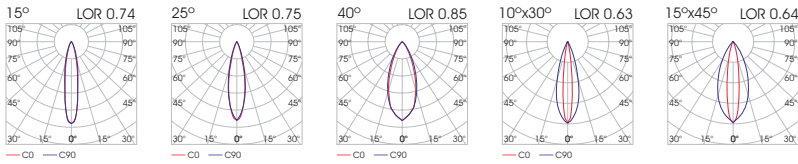
*High Efficiency Constant Power models can only be driven with Electron constant power drivers.

Ordering Code Example: TERRAGON 4067 HECP DR RC-RGBW40-1250-AD-42W106-24V-2

Monochromatic
Diffused Models



Monochromatic
Standard Directional Models
High Efficiency Directional Models



RGBW, TW

Standard Directional Models
High Efficiency Directional Models
High Efficiency Constant Power Operation Models

