

Terragon is the newest inground series engineered with premium materials. Terragon 80 is the highest in performance luminaire that guarantees outstanding performance and durability. The aluminum housing and stainless-steel frame showcase unparalleled resilience against weathering and corrosion, ensuring enduring aesthetic appeal. This luminaire seamlessly integrates form and function, boasting a sophisticated and contemporary design that transforms any outdoor space. Tailored for wall washing applications, Terragon 80 ensures a uniform and consistent distribution of light, bathing surfaces in an even glow. Notably, the luminaire offers a customizable tilt angle, providing designers control over the final lighting outcome and adding a layer of versatility to this cutting-edge design.

- TERRAGON 80 offers excellent uniformity and colour consistency.
- Antiglare control through the use of either honeycomb or micro louvre options. Optional for all models.
- Supplied with input cable & IP 68 connector as standard.
- Possibility for in-out cables & connectors upon request as extra.
- Walk Over: Up to 500kg (5kN).
- Maximum Static Load: Up to 2000kg (20kN).
- Ingress Protection: IP68/IP67
- Adjustable tilt angle $\pm 15^\circ$ for the IP67 model.
- Fixed tilt angle $0^\circ, 2.5^\circ, 5.0^\circ, 7.5^\circ$ for the IP68 model.
- Recessed & Flat Recessed models.
- Suitable for marine and harsh environment applications.
- IK Rate: IK10
- Cost effective & Constant Power models at 24VDC.
- High efficient models from 24VDC up to 48VDC.

Constant Power for RGBW & TW models provides:

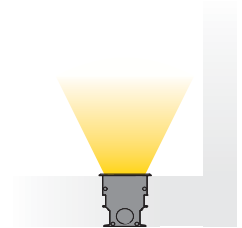
- Up to 400% more color intensity (per color) compared to conventional directional models.
- Lighting power remains constant regardless of the selected color combination.

L90/B10 > 50.000h

for monochromatic models

L70/B10 > 50.000h

for RGBW & TW models





Lighting management options:
On-Off/DALI/0..10V/1..10V/DMX512/PHASE CUT/IR/RF/PUSH BUTTON/Bluetooth

Technical features:

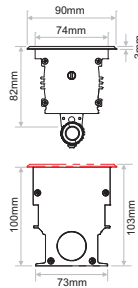
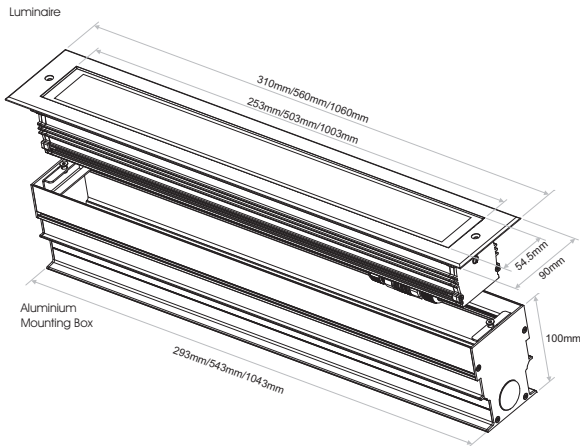
Installation:	In-ground
LED light source:	Diffused lighting /Nichia LED. Directional lighting / Samsung LED.
Diffused:	Frost, Opal
Directional Optics:	Monochrome, Tunable White (2in1): 8° Monochrome, Tunable White (2in1), RGBW, RGBA: 12°, 22°, 45°, 60°, 12°x40°, 15°x50°, 15°x80°, 40°x12°, 50°x15°, 80°x15°
Lengths:	31cm/56cm/106cm
No of LEDs (31/56/106cm):	5/10/20 (directional version)
Power Supply:	From 24VDC up to 48VDC (depending on the model).
Power for Diffused:	Monochrome: 31cm:16W, 56cm: 32W, 106cm: 63W TW: 31cm:15W, 56cm: 30W, 106cm: 60W RGBW: 31cm:20W, 56cm: 41W, 106cm:81W
Power for Directional:	31cm: 17.5W, 56cm: 35W, 106cm:70W
Ingress protection:	IP68/IP67 (depending on the model)
Operation Ambient temperature:	-25°C to +50°C

Materials


Main body:	Powder coated natural anodized anticorrosion aluminium EN AW-6060.
Protective cover:	10mm tempered Low-Iron Glass.
Frame:	316 L stainless steel.
Finishes (End caps):	Powder coated natural anodized anticorrosion aluminium EN AW-5052.
Optics:	PMMA collimating lens.
Sealing O'rings:	Buna-N Nitrile (NBR)
Connectors:	PA66 NYLON
Printed circuit:	Insulated metal substrate PCB.
Power cords:	15cm, suitable for outdoor use, halogen-free good chemical resistance, cold resistant, UV-resistant, temperature range for fixed installation -50°C to +80°C.
Screws:	Stainless steel

Powder coating characteristics:


Powder Coating:	Ultra-durable powder coating that meets the requirements of GSB Master, Qualicoat Class2 EN 12206 (formerly BS6496), En13438 (formerly BS6497:1984) and AAMA 2604.
Exterior Durability:	Meets qualicoat class 2 requirements after 3 years Florida Meets AAMA 2604-13 requirements after 5 years Florida
High Resistance to:	Weather, UV, Water and mould growth.



Recessed



Flat Recessed



Clear

RC Clear



RC Clear Honeycomb



RC Clear Micro Louvre



FRC Clear



FRC Clear Honeycomb



FRC Clear Micro Louvre

Opal

RC Opal



RC Opal Honeycomb



RC Opal Micro Louvre



FRC Opal




FRC Opal Honeycomb



FRC Opal Micro Louvre

Frosted

RC Frosted



RC Frosted Honeycomb



RC Frosted Micro Louvre



FRC Frosted



FRC Frosted Honeycomb



FRC Frosted Micro Louvre



Tilt adjustable model offers increased flexibility and versatility, the tilt angle can be altered from -15° to +15° degrees, allowing for a wide range of lighting applications. TERRAGON's adjustability ensures that the desired lighting effect can be achieved with ease.



Aluminium Mounting Box

- ACR.149** 31cm
- ACR.150** 56cm
- ACR.151** 106cm

Accessories



IP68 Socket Connector (Female)
 2-POLE **CNC.110**
 3-POLE **CNC.112**
 5-POLE **CNC.114**



CNC.106
 IP68 Junction box 4way / 2-5pole



Extension Cable
 2-POLE **WIR.118**
 3-POLE **WIR.119**
 5-POLE **WIR.120**



IP68 Plug Connector (Male)
 2-POLE **CNC.111**
 3-POLE **CNC.113**
 5-POLE **CNC.115**



CNC.109
 IP68 Joint connector 2way / 2-5pole

Diffused Models



Model	CCT	CRI	Led Source	Diffused Type	Watt / Length	Voltage	Extras
TERRAGON 80 IP68 Diffused Recessed <i>(TERRAGON 8068 DIFF RC)</i>	2700K	80 (2780)	9195lm	Frost (FR)	15.8W / 31cm (16W031)	24VDC (24)	None (0)
	3000K	80 (3080)	9480lm	Opal (OP)	31.5W / 56cm (32W056)		Honeycomb (1)
	4000K	80 (4080)	9750lm		63W / 106cm (63W106)		Micro Louvre 0° (2)
	5700K	80 (5780)	10035lm				Micro Louvre 15° (3)
TERRAGON 80 IP68 Diffused Flat Recessed <i>(TERRAGON 8068 DIFF FRC)</i>	TUNABLE WHITE		60W/m				
	TW (2700K+5700K)	80 (TW80)	7761lm 3735+4026lm		15W / 31cm (15W031) 30W / 56cm (30W056) 60W / 106cm (60W106)		
		90 (TW90)	6747lm 3234+3513lm				
RGBW	RGBW (2700K) (RGBW27)		81W/m				
	RGBW (RED)		3144lm		20.25W / 31cm (20W031)		
	(GREEN)		462lm		40.5W / 56cm (41W056)		
	(BLUE)		924lm		81W / 106cm (81W106)		
	(WHITE)		270lm				
			1596lm				
RGBW (6000K) (RGBW60)	RGBW (6000K) (RGBW60)		3114lm				
	(RED)		456lm				
	(GREEN)		966lm				
	(BLUE)		300lm				
	(WHITE)		1560lm				

Ordering Code Example: TERRAGON 8068 DIFF RC-3080-OP-63W106-24-1

High Efficiency Directional Models

LIGHTSOURCE BY
SAMSUNG
for Monochromatic



Model	CCT	CRI	Led Source	Beam Angle	Tilt Angle	Watt / Length	Voltage**	Extras
70W/m								
TERRAGON 80 IP67 HE Directional Recessed <i>(TERRAGON 8067 HE DR RC)</i>	2700K	80 (2780)	7230lm	8°** (08)	Adjustable -15°+15° (AD)	17.5W / 31cm (18W031)	24-48VDC (2448V)	None (0)
	2700K	90 (2790)	5740lm	12° (12)		35W / 56cm (35W056)		Honeycomb (1)
	3000K	80 (3080)	7230lm	22° (22)		70W / 106cm (70W106)		Micro Louvre 0° (2)
	3000K	90 (3090)	5740lm	45° (45)				Micro Louvre 15° (3)
TERRAGON 80 IP67 HE Directional Flat Recessed <i>(TERRAGON 8067 HE DR FRC)</i>	4000K	80 (4080)	7730lm	60° (60)				
	4000K	90 (4090)	6740lm	12°x40° (1240)				
	5700K	80 (5780)	7730lm	15°x50° (1550)				
				15°x80° (1580)				
TUNABLE WHITE								
70W/m								
TW (2700K+6000K)	90 (TW90)	5540lm	2520+3020lm	40°x12° (4012)				
RGBW								
70W/m								
RGBW (3000K) (RGBW30)		4000lm		50°x15° (5015)				
RGBW (4000K) (RGBW40)		4095lm		80°x15° (8015)				
TERRAGON 80 IP68 HE Directional Recessed <i>(TERRAGON 8068 HE DR RC)</i>	(RED)		580lm	0° (0)	0° (0)			
	(GREEN)		1540lm	2.5° (2.5)	2.5° (2.5)			
	(BLUE)		530lm	5° (5)	5° (5)			
	(3000K)		1350lm	7.5° (7.5)	7.5° (7.5)			
	(4000K)		1445lm					
TERRAGON 80 IP68 HE Directional Flat Recessed <i>(TERRAGON 8068 HE DR FRC)</i>								

* 8° only for Monochromatic & Tunable models.
** Input Voltage from 24VDC up to 48VDC

Ordering Code Example: TERRAGON 8068 HE DR FRC-TW90-60-5-70W106-2448V-0

High Efficiency Constant Power Operation Models



Model*	CCT	CRI	Led Source	Beam Angle	Tilt Angle	Watt / Length	Voltage	Extras
TERRAGON 80 IP67 HE CP Directional Recessed <i>(TERRAGON 8067 HECP DR RC)</i>	TUNABLE WHITE			8°** (08)	Adjustable -15°+15° (AD)	17.5W / 31cm (18W031)	24VDC (24V)	None (0)
	TW (2700K+6000K)	90 (TW90)	6075lm	12° (12)		35W / 56cm (35W056)		Honeycomb (1)
			5400+6750lm	22° (22)		70W / 106cm (70W106)		Micro Louvre 0° (2)
				45° (45)				Micro Louvre 15° (3)
TERRAGON 80 IP67 HE CP Directional Flat Recessed <i>(TERRAGON 8067 HECP DR FRC)</i>	RGBW			60° (60)				
	RGBW (3000K) (RGBW30)		3338lm	12°x40° (1240)				
				15°x50° (1550)				
				15°x80° (1580)				
TERRAGON 80 IP68 HE CP Directional Recessed <i>(TERRAGON 8068 HECP DR RC)</i>	(RED)		2480lm	40°x12° (4012)				
	(GREEN)		5080lm	50°x15° (5015)				
	(BLUE)		860lm	80°x15° (8015)				
	(3000K)		4930lm					
TERRAGON 80 IP68 HE CP Directional Flat Recessed <i>(TERRAGON 8068 HECP DR FRC)</i>				0° (0)	0° (0)			
				2.5° (2.5)	2.5° (2.5)			
				5° (5)	5° (5)			
				7.5° (7.5)	7.5° (7.5)			

*High Efficiency Constant Power models can only be driven with Electron constant power drivers.
** 8° only for Monochromatic & Tunable models.

Ordering Code Example: TERRAGON 8067 HECP DR RC-RGBW40-1240-AD-35W056-24V-2