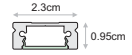


- ELECSIA is a simple low depth linear luminaire suitable for surface, pendant or wall bracket installation.
- L90/B10 50000h (for monochromatic models)
- 3 SDCM (for monochromatic models)
- IP40

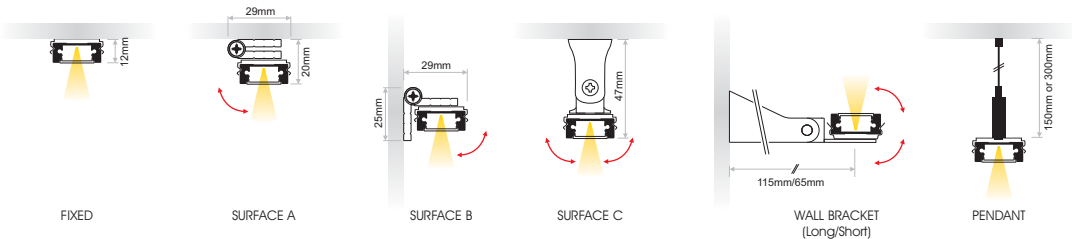



Lighting management options:

On-Off/DALI/0..10V/1..10V/DMX512/PHASE CUT/IR/RF/PUSH BUTTON

Available upon request:

- ✓ Custom dimensions
- ✓ Custom luminaire colours
- ✓ Emergency version



Model	Luminaire Colour*	Colour Temperature	CRI	Watt* / Length	Type	Voltage
ELECSIA FIXED (ELECSIA F)	Anodized (AN)	2000K (20)	≥ 80 (80)	10.5W / 52cm (11W052)	Transparent (TR) Milky Satin (MS) Microprismatic (MP)	24VDC (24)
	White (WH)	2500K (25)		17.5W / 85.3cm (18W085)		
ELECSIA SURFACE A (ELECSIA SA)	Black (BL)	2700K (27)		21W / 102cm (21W102)		
		3000K (30)		24.5W / 118.7cm (25W119)		
ELECSIA SURFACE B (ELECSIA SB)		4000K (40)		31.5W / 152cm (32W152)		
		5700K (57)		42W / 202cm (42W202)		
ELECSIA SURFACE C (ELECSIA SC)						
ELECSIA SHORT BRACKET 6.5cm (ELECSIA B1)						
ELECSIA LONG BRACKET 11.5cm (ELECSIA B2)						
ELECSIA PENDANT (ELECSIA P1) (ELECSIA P2)	H:150cm H:300cm	RGBWW / RGBCW / RGB				
		Colour		Watt / Length		
		RGBWW (RGBWW)		13.5W / 52cm (14W052)		
		RGBCW (RGBCW)		23.1W / 87.7cm (23W088)		
		84LED/m		27W / 102cm (27W102)		
				32.8W / 123.4cm (33W123)		
				40.5W / 152cm (41W152)		
				54W / 202cm (54W202)		
		RGBWW (RGBWW)		9.7W / 52cm (10W052)		
		RGBCW (RGBCW)		15.6W / 82cm (16W082)		
		60LED/m**		19.5W / 102cm (20W102)		
				23.4W / 122cm (23W122)		
				29.2W / 152cm (29W152)		
				39W / 202cm (39W202)		
		RGB (RGB96)		11.5W / 52cm (12W052)		
		96LED/m		20.1W / 89.5cm (20W090)		
				23W / 102cm (23W102)		
				27.3W / 120.7cm (27W121)		
				34.5W / 152cm (35W152)		
				46W / 202cm (46W202)		
		RGB (RGB60)		7.2W / 52cm (07W052)		
		60LED/m**		11.6W / 82cm (12W082)		
				14.5W / 102cm (15W102)		
				17.4W / 122cm (17W122)		
				21.7W / 152cm (22W152)		
				29W / 202cm (29W202)		
		RGB (RGB30)		3.6W / 52cm (04W052)		
		30LED/m**		5.7W / 82cm (06W082)		
				7.2W / 102cm (07W102)		
				8.6W / 122cm (09W122)		
				10.8W / 152cm (11W152)		
				14.4W / 202cm (14W202)		12VDC (12)

* Available in other colours or/and power upon request.
 ** The LED density of these ribbons is low thus, the homogeneity of lighting surface of Milky type luminaire will be affected.

Ordering Code Example: ELECSIA B1-BL-RGB60-22W152-TR-24



ELA.008
Antislipper for vertical installation (as extra)



Input cable with IP connectors (as extra)



Input & Output cables with IP connector (as extra)