

FLAT H MILKY LED



- FLAT H Milky LED is fully encapsulated Horizontal bending flexible linear LED.
- Available with NICHIA smd LEDs or in standard version.
- Available in PVC or Silicone.
- Bin/Step: Monochromatic White LEDs PVC: 4 SDCM
- Bin/Step: Monochromatic White LEDs Silicone: 3 SDCM
- Monochromatic White LEDs CRI>80, 2700/3000/3500/4000K also available in CRI>90 upon request.
- Available IP protection rate: Injection Moulded IP67, Double Injection Moulded IP68, or Snap DIY IP67
- Possibility to create straight or curved lines.
- Can be used both indoor and outdoor.
- Dot free lighting effect.
- IK 08 Protection.
- Can ideally be used with recessed, surface, or pendant aluminium profiles.

Max connection lengths:

PVC:

- Monochromatic & Tunable White: 10m single supply/ 20m double supply
- RGB: 7m single supply/ 14m double supply
- RGBW: 5m single supply/ 10m double supply

Silicone:

- Monochromatic, Dim to Warm & Tunable White: 15m single supply/ 30m double supply
- RGB: 10m single supply/ 20m double supply
- RGBW: 8m single supply/ 16m double supply

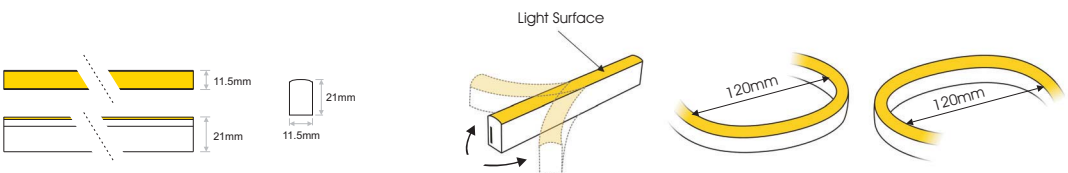
Lighting management options:

On-Off/DALI/0..10V/1..10V/DMX512/PHASE CUT/IR/RF/PUSH BUTTON/Bluetooth

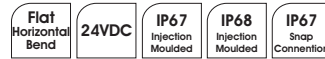
- ✓ UV Resistant
- ✓ Solvent Resistant
- ✓ Saltwater Resistant
- ✓ Flame Resistant
- ✓ Monochromatic
- ✓ Tunable White
- ✓ Dim to Warm
- ✓ RGB, RGBW




All connectors are supplied with waterproof junction protection barrel




PVC



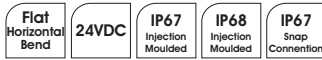
Code	No.LED/m	Watt/m	Reel(m)	CCT*	CRI	Luminus FLUX (lm/m)	Voltage	Beam Angle	 ** (mm)
TIV.460	60	12W	20	2200K	≥ 80	275	24VDC	120°	100
TIV.461	60	12W	20	2500K	≥ 80	280	24VDC	120°	100
TIV.446	60	12W	20	2700K	≥ 80	280	24VDC	120°	100
TIV.450	60	12W	20	3000K	≥ 80	315	24VDC	120°	100
TIV.462	60	12W	20	3500K	≥ 80	315	24VDC	120°	100
TIV.451	60	12W	20	4000K	≥ 80	320	24VDC	120°	100
TIV.463	60	12W	20	4500K	≥ 80	320	24VDC	120°	100
TIV.452	60	12W	20	5000K	≥ 80	320	24VDC	120°	100
TIV.681	144	12W	20	Tunable White 2500K–5000K	≥ 80	110–110	24VDC	120°	83.33
TIV.474	60	12W	20	RGB		R:45, G:115, B:18	24VDC	120°	100

* Available in RED, AMBER, BLUE and GREEN upon request.
 ** Please confirm with the >= sign on the rear side of the modules

Standard


Code	No.LED/m	Watt/m	Reel(m)	CCT*	CRI	Luminus FLUX (lm/m)	Voltage	Beam Angle	 ** (mm)
TIV.694	72	12W	20	2200K	≥ 80	310	24VDC	120°	83.33
TIV.046	72	12W	20	2700K	≥ 80	350	24VDC	120°	83.33
TIV.695	72	12W	20	3000K	≥ 80	350	24VDC	120°	83.33
TIV.696	72	12W	20	3500K	≥ 80	350	24VDC	120°	83.33
TIV.056	72	12W	20	4000K	≥ 80	355	24VDC	120°	83.33
TIV.697	72	12W	20	5700K	≥ 80	360	24VDC	120°	83.33
TIV.701	72	12W	20	2700K	≥ 90	250	24VDC	120°	83.33
TIV.702	72	12W	20	3000K	≥ 90	295	24VDC	120°	83.33
TIV.703	72	12W	20	3500K	≥ 90	295	24VDC	120°	83.33
TIV.704	72	12W	20	4000K	≥ 90	295	24VDC	120°	83.33
TIV.477	72	8W	20	RED		110	24VDC	120°	125
TIV.478	72	12W	20	BLUE		35	24VDC	120°	83.33
TIV.479	72	12W	20	GREEN		220	24VDC	120°	83.33
TIV.480	72	8W	20	AMBER		110	24VDC	120°	125
TIV.698	144	12W	20	Warm Dimmable 1800K - 3000K	≥ 80	-	24VDC	120°	83.33
TIV.680	144	12W	20	Tunable White 2200K - 5700K	≥ 80	110–110	24VDC	120°	83.33
TIV.051	60	12W	20	RGB		R:40, G:100, B:15, all:155	24VDC	120°	100
TIV.682	60	15W	10	RGBW 2700K		R:40, G:100, B:15, W:100	24VDC	120°	100
TIV.684	60	15W	10	RGBW 3000K		R:40, G:100, B:15, W:100	24VDC	120°	100
TIV.683	60	15W	10	RGBW 4000K		R:40, G:100, B:15, W:100	24VDC	120°	100
TIV.685	60	15W	10	RGBA Amber		-	24VDC	120°	100

* 2700K, 3000K, 3500K, 4000K also available in CRI > 90 upon request.
 ** Please confirm with the >= sign on the rear side of the modules



SILICONE




Code	No.LED/m	Watt/m	Reel(m)	CCT*	CRI	Luminus FLUX (lm/m)	Voltage	Beam Angle	 ** (mm)
TIVS460	60	12W	20	2200K	≥ 80	275	24VDC	120°	100
TIVS461	60	12W	20	2500K	≥ 80	280	24VDC	120°	100
TIVS446	60	12W	20	2700K	≥ 80	280	24VDC	120°	100
TIVS450	60	12W	20	3000K	≥ 80	315	24VDC	120°	100
TIVS462	60	12W	20	3500K	≥ 80	315	24VDC	120°	100
TIVS451	60	12W	20	4000K	≥ 80	320	24VDC	120°	100
TIVS463	60	12W	20	4500K	≥ 80	320	24VDC	120°	100
TIVS452	60	12W	20	5000K	≥ 80	320	24VDC	120°	100
TIVS681	144	12W	20	Tunable White 2500K~5000K	≥ 80	110~110	24VDC	120°	83.33
TIVS474	60	12W	20	RGB		R:45, G:115, B:18	24VDC	120°	100

* Available in RED, AMBER, BLUE and GREEN upon request.

** Please confirm with the >= sign on the rear side of the modules

Standard

Code	No.LED/m	Watt/m	Reel(m)	CCT*	CRI	Luminus FLUX (lm/m)	Voltage	Beam Angle	 ** (mm)
TIVS694	72	12W	20	2200K	≥ 80	315	24VDC	120°	83.33
TIVS046	72	12W	20	2700K	≥ 80	355	24VDC	120°	83.33
TIVS695	72	12W	20	3000K	≥ 80	355	24VDC	120°	83.33
TIVS696	72	12W	20	3500K	≥ 80	390	24VDC	120°	83.33
TIVS056	72	12W	20	4000K	≥ 80	400	24VDC	120°	83.33
TIVS697	72	12W	20	5700K	≥ 80	410	24VDC	120°	83.33
TIVS701	72	12W	20	2700K	≥ 90	280	24VDC	120°	83.33
TIVS702	72	12W	20	3000K	≥ 90	320	24VDC	120°	83.33
TIVS703	72	12W	20	3500K	≥ 90	320	24VDC	120°	83.33
TIVS704	72	12W	20	4000K	≥ 90	320	24VDC	120°	83.33
TIVS477	72	8W	20	RED		128	24VDC	120°	125
TIVS478	72	12W	20	BLUE		70	24VDC	120°	100
TIVS479	72	12W	20	GREEN		348	24VDC	120°	100
TIVS480	72	8W	20	AMBER		128	24VDC	120°	125
TIVS698	144	12W	20	Warm Dimmable 1800K - 3000K	≥ 80	-	24VDC	120°	83.33
TIVS680	144	12W	20	Tunable White 2200K - 5700K	≥ 80	140~170	24VDC	120°	83.33
TIVS051	60	12W	20	RGB		R:50, G:120, B:25, all:195	24VDC	120°	100
TIVS682	60	15W	10	RGBW 2700K		R:50, G:120, B:25, W:120	24VDC	120°	100
TIVS684	60	15W	10	RGBW 3000K		R:50, G:120, B:25, W:120	24VDC	120°	100
TIVS683	60	15W	10	RGBW 4000K		R:50, G:120, B:25, W:120	24VDC	120°	100
TIVS685	60	15W	10	RGBA Amber		-	24VDC	120°	100

** Please confirm with the >= sign on the rear side of the modules

PVC

Injection Moulded connection IP67

Side Feed



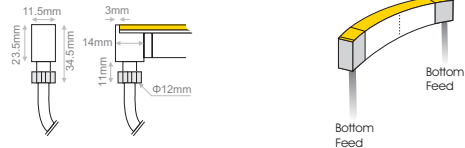
Single Coloured	TW / DW	RGB	RGBW / RGBA	Description	Length
CON.001	CON.450	CON.209	CON.527	Side Feed A connector IP67	L= 1m
CON.003	CON.452	CON.211	CON.529	Side Feed A connector IP67	L= 3m
CON.005	CON.454	CON.213	CON.531	Side Feed A connector IP67	L= 5m
CON.007	CON.456	CON.215	CON.533	Side Feed A connector IP67	L= 10m
CON.002	CON.451	CON.210	CON.528	Side Feed B connector IP67	L= 1m
CON.004	CON.453	CON.212	CON.530	Side Feed B connector IP67	L= 3m
CON.006	CON.455	CON.214	CON.532	Side Feed B connector IP67	L= 5m
CON.008	CON.457	CON.216	CON.534	Side Feed B connector IP67	L= 10m



Bottom Feed



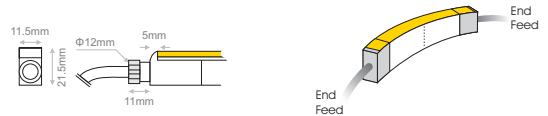
Single Coloured	TW / DW	RGB	RGBW / RGBA	Description	Length
CON.009	CON.458	CON.217	CON.535	Bottom Feed connector IP67	L= 1m
CON.010	CON.459	CON.218	CON.536	Bottom Feed connector IP67	L= 3m
CON.011	CON.460	CON.219	CON.537	Bottom Feed connector IP67	L= 5m
CON.012	CON.461	CON.220	CON.538	Bottom Feed connector IP67	L= 10m



End Feed



Single Coloured	TW / DW	RGB	RGBW / RGBA	Description	Length
CON.013	CON.462	CON.221	CON.539	End Feed connector IP67	L= 1m
CON.014	CON.463	CON.222	CON.540	End Feed connector IP67	L= 3m
CON.015	CON.464	CON.223	CON.541	End Feed connector IP67	L= 5m
CON.016	CON.465	CON.224	CON.542	End Feed connector IP67	L= 10m



End Cap



Single Coloured, TW / DW, RGB, RGBW / RGBA	Description
CAP.400	End Cap IP67



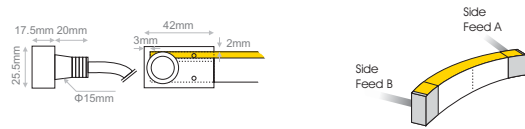


PVC Injection Moulded connection IP68

Side Feed



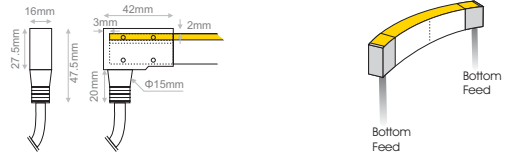
Single Coloured	TW / DW	RGB	RGBW / RGBA	Description	Length
CON.017	CON.466	CON.225	CON.543	Side Feed A connector IP68	L = 1m
CON.019	CON.468	CON.227	CON.545	Side Feed A connector IP68	L = 3m
CON.021	CON.470	CON.229	CON.547	Side Feed A connector IP68	L = 5m
CON.024	CON.472	CON.231	CON.549	Side Feed A connector IP68	L = 10m
CON.018	CON.467	CON.226	CON.544	Side Feed B connector IP68	L = 1m
CON.020	CON.469	CON.228	CON.546	Side Feed B connector IP68	L = 3m
CON.023	CON.471	CON.230	CON.548	Side Feed B connector IP68	L = 5m
CON.025	CON.473	CON.232	CON.550	Side Feed B connector IP68	L = 10m



Bottom Feed



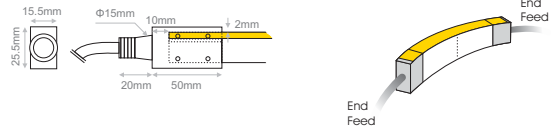
Single Coloured	TW / DW	RGB	RGBW / RGBA	Description	Length
CON.026	CON.474	CON.233	CON.524	Bottom Feed connector IP68	L = 1m
CON.027	CON.475	CON.234	CON.525	Bottom Feed connector IP68	L = 3m
CON.028	CON.476	CON.235	CON.526	Bottom Feed connector IP68	L = 5m
CON.029	CON.477	CON.236	CON.515	Bottom Feed connector IP68	L = 10m



End Feed




Single Coloured	TW / DW	RGB	RGBW / RGBA	Description	Length
CON.022	CON.478	CON.237	CON.521	End Feed connector IP68	L = 1m
CON.030	CON.479	CON.238	CON.522	End Feed connector IP68	L = 3m
CON.031	CON.480	CON.239	CON.523	End Feed connector IP68	L = 5m
CON.208	CON.481	CON.240	CON.516	End Feed connector IP68	L = 10m



End Cap



Single Coloured, TW / DW, RGB, RGBW / RGBA	Description
CAP.401	End Cap IP68



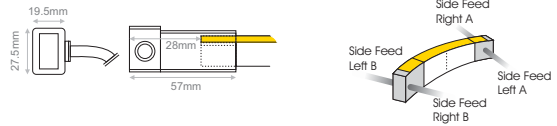
PVC

Snap connection IP67

Side Feed



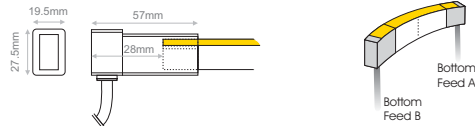
Single Coloured	TW / DW	RGB	Description	Length
CON.048	CON.498	CON.258	Side Feed Left A connector IP67	L= 1m
CON.049	CON.499	CON.259	Side Feed Left A connector IP67	L= 3m
CON.050	CON.500	CON.260	Side Feed Left A connector IP67	L= 5m
CON.051	CON.501	CON.261	Side Feed Left A connector IP67	L= 10m
CON.056	CON.506	CON.266	Side Feed Right A connector IP67	L= 1m
CON.057	CON.507	CON.267	Side Feed Right A connector IP67	L= 3m
CON.058	CON.508	CON.268	Side Feed Right A connector IP67	L= 5m
CON.059	CON.509	CON.269	Side Feed Right A connector IP67	L= 10m
CON.052	CON.502	CON.262	Side Feed Left B connector IP67	L= 1m
CON.053	CON.503	CON.263	Side Feed Left B connector IP67	L= 3m
CON.054	CON.504	CON.264	Side Feed Left B connector IP67	L= 5m
CON.055	CON.505	CON.265	Side Feed Left B connector IP67	L= 10m
CON.060	CON.510	CON.271	Side Feed Right B connector IP67	L= 1m
CON.061	CON.511	CON.272	Side Feed Right B connector IP67	L= 3m
CON.062	CON.512	CON.273	Side Feed Right B connector IP67	L= 5m
CON.063	CON.513	CON.274	Side Feed Right B connector IP67	L= 10m



Bottom Feed



Single Coloured	TW / DW	RGB	Description	Length
CON.040	CON.490	CON.250	Bottom Feed A connector IP67	L= 1m
CON.041	CON.491	CON.251	Bottom Feed A connector IP67	L= 3m
CON.042	CON.492	CON.252	Bottom Feed A connector IP67	L= 5m
CON.043	CON.493	CON.253	Bottom Feed A connector IP67	L= 10m
CON.044	CON.494	CON.254	Bottom Feed B connector IP67	L= 1m
CON.045	CON.495	CON.255	Bottom Feed B connector IP67	L= 3m
CON.046	CON.496	CON.256	Bottom Feed B connector IP67	L= 5m
CON.047	CON.497	CON.257	Bottom Feed B connector IP67	L= 10m



End Feed




Single Coloured	TW / DW	RGB	Description	Length
CON.032	CON.482	CON.241	End Feed A connector IP67	L= 1m
CON.033	CON.483	CON.243	End Feed A connector IP67	L= 3m
CON.034	CON.484	CON.244	End Feed A connector IP67	L= 5m
CON.035	CON.485	CON.245	End Feed A connector IP67	L= 10m
CON.036	CON.486	CON.246	End Feed B connector IP67	L= 1m
CON.037	CON.487	CON.247	End Feed B connector IP67	L= 3m
CON.038	CON.488	CON.248	End Feed B connector IP67	L= 5m
CON.039	CON.489	CON.249	End Feed B connector IP67	L= 10m



End Cap



Single Coloured, TW / DW, RGB	Description
CAP.402	End Cap A IP67
CAP.410	End Cap B IP67





SILICONE

Injection Moulded connection IP68

Side Feed



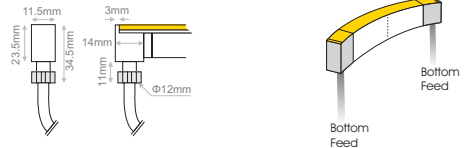
Single Coloured	TW / DW	RGB	RGBW / RGBA	Description	Length
CONS017	CONS466	CONS225	CONS543	Side Feed A connector IP68	L= 1m
CONS019	CONS468	CONS227	CONS545	Side Feed A connector IP68	L= 3m
CONS021	CONS470	CONS229	CONS547	Side Feed A connector IP68	L= 5m
CONS024	CONS472	CONS231	CONS549	Side Feed A connector IP68	L= 10m
CONS018	CONS467	CONS226	CONS544	Side Feed B connector IP68	L= 1m
CONS020	CONS469	CONS228	CONS546	Side Feed B connector IP68	L= 3m
CONS023	CONS471	CONS230	CONS548	Side Feed B connector IP68	L= 5m
CONS025	CONS473	CONS232	CONS550	Side Feed B connector IP68	L= 10m



Bottom Feed



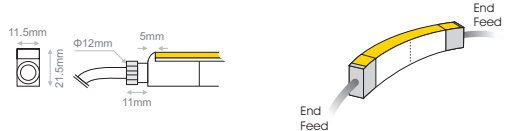
Single Coloured	TW / DW	RGB	RGBW / RGBA	Description	Length
CONS026	CONS474	CONS233	CONS524	Bottom Feed connector IP68	L= 1m
CONS027	CONS475	CONS234	CONS525	Bottom Feed connector IP68	L= 3m
CONS028	CONS476	CONS235	CONS526	Bottom Feed connector IP68	L= 5m
CONS029	CONS477	CONS236	CONS515	Bottom Feed connector IP68	L= 10m



End Feed




Single Coloured	TW / DW	RGB	RGBW / RGBA	Description	Length
CONS022	CONS478	CONS237	CONS521	End Feed connector IP68	L= 1m
CONS030	CONS479	CONS238	CONS522	End Feed connector IP68	L= 3m
CONS031	CONS480	CONS239	CONS523	End Feed connector IP68	L= 5m
CONS208	CONS481	CONS240	CONS516	End Feed connector IP68	L= 10m



End Cap



Single Coloured, TW / DW, RGB, RGBW / RGBA	Description
CAPS401	End Cap IP68



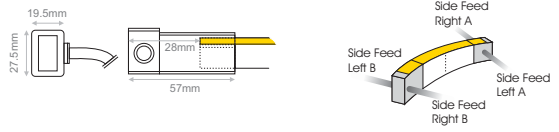
SILICONE

Snap connection IP67

Side Feed



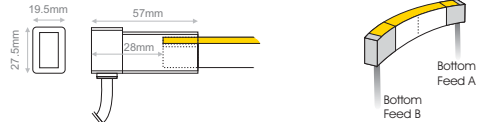
Single Coloured	TW / DW	RGB	Description	Length
CONS048	CONS498	CONS258	Side Feed Left A connector IP67	L= 1m
CONS049	CONS499	CONS259	Side Feed Left A connector IP67	L= 3m
CONS050	CONS500	CONS260	Side Feed Left A connector IP67	L= 5m
CONS051	CONS501	CONS261	Side Feed Left A connector IP67	L= 10m
CONS056	CONS506	CONS266	Side Feed Right A connector IP67	L= 1m
CONS057	CONS507	CONS267	Side Feed Right A connector IP67	L= 3m
CONS058	CONS508	CONS268	Side Feed Right A connector IP67	L= 5m
CONS059	CONS509	CONS269	Side Feed Right A connector IP67	L= 10m
CONS052	CONS502	CONS262	Side Feed Left B connector IP67	L= 1m
CONS053	CONS503	CONS263	Side Feed Left B connector IP67	L= 3m
CONS054	CONS504	CONS264	Side Feed Left B connector IP67	L= 5m
CONS055	CONS505	CONS265	Side Feed Left B connector IP67	L= 10m
CONS060	CONS510	CONS271	Side Feed Right B connector IP67	L= 1m
CONS061	CONS511	CONS272	Side Feed Right B connector IP67	L= 3m
CONS062	CONS512	CONS273	Side Feed Right B connector IP67	L= 5m
CONS063	CONS513	CONS274	Side Feed Right B connector IP67	L= 10m



Bottom Feed



Single Coloured	TW / DW	RGB	Description	Length
CONS040	CONS490	CONS250	Bottom Feed A connector IP67	L= 1m
CONS041	CONS491	CONS251	Bottom Feed A connector IP67	L= 3m
CONS042	CONS492	CONS252	Bottom Feed A connector IP67	L= 5m
CONS043	CONS493	CONS253	Bottom Feed A connector IP67	L= 10m
CONS044	CONS494	CONS254	Bottom Feed B connector IP67	L= 1m
CONS045	CONS495	CONS255	Bottom Feed B connector IP67	L= 3m
CONS046	CONS496	CONS256	Bottom Feed B connector IP67	L= 5m
CONS047	CONS497	CONS257	Bottom Feed B connector IP67	L= 10m



End Feed



Single Coloured	TW / DW	RGB	Description	Length
CONS032	CONS482	CONS241	End Feed A connector IP67	L= 1m
CONS033	CONS483	CONS243	End Feed A connector IP67	L= 3m
CONS034	CONS484	CONS244	End Feed A connector IP67	L= 5m
CONS035	CONS485	CONS245	End Feed A connector IP67	L= 10m
CONS036	CONS486	CONS246	End Feed B connector IP67	L= 1m
CONS037	CONS487	CONS247	End Feed B connector IP67	L= 3m
CONS038	CONS488	CONS248	End Feed B connector IP67	L= 5m
CONS039	CONS489	CONS249	End Feed B connector IP67	L= 10m



End Cap






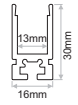

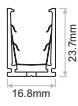

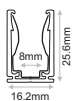
Single Coloured, TW / DW, RGB	Description
CAPS402	End Cap A IP67
CAPS410	End Cap B IP67




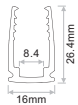

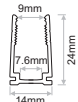


PROFILES


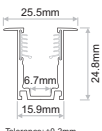

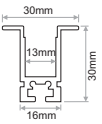

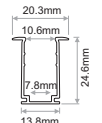
Surface

		Code	Description
	 8.7mm 24.8mm 15.9mm Tolerance: ±0.2mm	PRF.418	Aluminium Profile with elastic tape 15.9x24.8 Length: 2m
	 8mm 22mm 13.8mm	PRF.069	Aluminium Profile 13.8x22 Length: 2m
	 13mm 30mm 16mm	PRF.022	Aluminium Profile U TYPE 16x30 Length: 2m
	 16.8mm 23.7mm	PRF.074	Aluminium Profile Lock 16.8x23.7 Length: 2m
	 8mm 25.6mm 16.2mm	PRF.403	Aluminium Profile Lock 16.2x25.6 Length: 2m


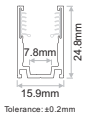
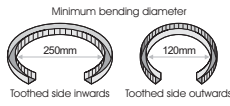

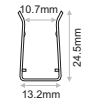
Plastic Surface

		Code	Description
	 8.4 26.4mm 16mm Tolerance: ±0.3mm	PRF.420	Plastic Profile Transparent 16x26.4 Length: 2m
	 9mm 7.6mm 24mm 14mm	PRF.401	Plastic Profile 14x24 Length: 2m


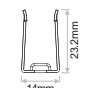


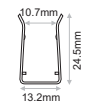
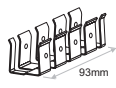
Recessed

	Code	Description
  <p>Tolerance: ±0.2mm</p>	PRF.419	Aluminium Profile with elastic tape 25.5x24.8 Length: 2m
 	PRF.024	Aluminium Profile OMEGA 30x30 Length: 2m
 	PRF.404	Aluminium Profile 20.3x24.6 Length: 2m

Bendable

	Code	Description
  <p>Tolerance: ±0.2mm</p> 	PRF.412	Bendable Aluminium Profile with elastic tape 15.9x24.8 Length: 1m
 	PRF.402	Bendable Stainless Steel profile 13.2x24.5 Length: 1m

Holder

	Code	Description
   <p>Tolerance: ±0.2mm</p>	PRH.106	Stainless Steel 316 Holder 14x23.2 Length: 0.035m
  	PRH.031	Bendable Stainless Steel Holder 13.2x24.5 Length: 0.093m



Surface / Pendant

	Code	Description
	PRF.422	Surface/ Pendant Aluminium Profile 29x62 Length: 2m
	CAP.424	Front cap for PRF.422
	CAP.425	End cap for PRF.422
	PRF.424	Inner aluminium profile for PRF.422
	ACC.191	Ceiling Suspension 150cm
	ACC.233	Ceiling Suspension 300cm

Extras

	Code	Description
	PRH.122	Stainless Steel Bracket 45x40 for surface Aluminium profiles for Milky LED FLAT
	PRH.123	Stainless Steel Bracket 26x21 for surface Aluminium profiles for Milky LED FLAT
	PRH.124	Aluminium L Holder 70x25 for surface Aluminium profiles for Milky LED FLAT
	ACC.125	Scissor



Male and Female connectors available upon request.



All connectors are supplied with waterproof junction protection barrel.