



- TOP V Milky LED is fully encapsulated Vertical bending flexible linear LED.
- Available with NICHIA smd LEDs or in standard version.
- Available in PVC or Silicone.
- Bin/Step: Monochromatic White LEDs PVC: 4 SDCM
- Bin/Step: Monochromatic White LEDs Silicone: 3 SDCM
- Monochromatic White LEDs available in CRI80 and/or CRI90.
- Available IP protection rate: Injection Moulded IP67, Double Injection Moulded IP68, or Snap IP67.
- Possibility to create straight or curved lines.
- Can be used both indoor and outdoor.
- Dot free lighting effect.
- Standard IP68 connectors : depth up to 2m.
- Special IP68 connectors: depth up to 5m only available upon request.
- IK 08 Protection.
- Can ideally be used with recessed, surface, or pendant aluminium profiles.

Max connection lengths:

PVC:

- Monochromatic & Tunable White: 10m single supply/ 20m double supply
- Monochromatic 15W: 8m single supply/ 16m double supply
- RGB standard: 7m single supply/ 14m double supply
- RGBW & RGB Nichia: 5m single supply/ 10m double supply

Silicone:

- Monochromatic, Dim to Warm & Tunable White: 15m single supply/ 30m double supply
- RGB, Monochromatic 15W: 10m single supply/ 20m double supply
- RGBW & RGB Nichia: 8m single supply/ 16m double supply

Lighting management options:

On-Off/DALI/0..10V/1..10V/DMX512/PHASE CUT/IR/RF/PUSH BUTTON/Bluetooth

- ✓ UV Resistant
- ✓ Solvent Resistant
- ✓ Saltwater Resistant
- ✓ Flame Resistant

- ✓ Monochromatic
- ✓ Tunable White
- ✓ Dim to Warm
- ✓ RGB, RGBW



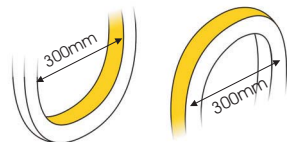
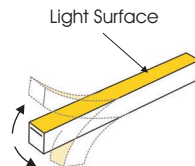
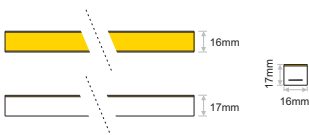
PVC



SILICONE



All connectors are supplied with waterproof junction protection barrel



PVC



Code	No.LED/m	Watt/m	Reel(m)	CCT*	CRI	Luminus FLUX (lm/m)	Voltage	Beam Angle	** (mm)
TIV.464	108	12W	20	2500K	80	360	24VDC	120°	55.6
TIV.457	108	12W	20	2700K	80	360	24VDC	120°	55.6
TIV.052	108	12W	20	3000K	80	360	24VDC	120°	55.6
TIV.465	108	12W	20	3500K	80	400	24VDC	120°	55.6
TIV.458	108	12W	20	4000K	80	400	24VDC	120°	55.6
TIV.466	108	12W	20	4500K	80	400	24VDC	120°	55.6
TIV.459	108	12W	20	5000K	80	400	24VDC	120°	55.6

Tunable White

TIV.732	144	12W	20	Tunable White 2500K~5000K	80	180~180	24VDC	120°	83.3
----------------	-----	-----	----	------------------------------	----	---------	-------	------	------

RGB

TIV.472	72	12W	20	RGB	80	R:80, G:190, B:30, all:300	24VDC	120°	83.3
----------------	----	-----	----	-----	----	----------------------------	-------	------	------

* Available in RED, AMBER, BLUE and GREEN upon request.

** Please confirm with the >= sign on the rear side of the modules

Standard

Code	No.LED/m	Watt/m	Reel(m)	CCT*	CRI	Luminus FLUX (lm/m)	Voltage	Beam Angle	** (mm)
TIV.705	108	12W	20	2200K	80	420	24VDC	120°	55.6
TIV.706	108	12W	20	2700K	80	420	24VDC	120°	55.6
TIV.707	108	12W	20	3000K	80	420	24VDC	120°	55.6
TIV.708	108	12W	20	3500K	80	480	24VDC	120°	55.6
TIV.709	108	12W	20	4000K	80	480	24VDC	120°	55.6
TIV.710	108	12W	20	5700K	80	450	24VDC	120°	55.6
TIV.711	108	12W	20	2700K	90	350	24VDC	120°	55.6
TIV.712	108	12W	20	3000K	90	350	24VDC	120°	55.6
TIV.713	108	12W	20	3500K	90	400	24VDC	120°	55.6
TIV.714	108	12W	20	4000K	90	400	24VDC	120°	55.6
TIV.715	108	8W	20	RED	80	170	24VDC	120°	83.3
TIV.716	108	12W	20	GREEN	80	450	24VDC	120°	55.6
TIV.717	108	12W	20	BLUE	80	85	24VDC	120°	55.6
TIV.718	108	8W	20	AMBER	80	170	24VDC	120°	88.3

Single Coloured High Brightness

TIV.719	108	12W	20	2200K	80	550 <i>High Brightness</i>	24VDC	120°	55.6
TIV.720	108	12W	20	2700K	80	650 <i>High Brightness</i>	24VDC	120°	55.6
TIV.481	108	12W	20	3000K	80	650 <i>High Brightness</i>	24VDC	120°	55.6
TIV.721	108	12W	20	3500K	80	750 <i>High Brightness</i>	24VDC	120°	55.6
TIV.482	108	12W	20	4000K	80	750 <i>High Brightness</i>	24VDC	120°	55.6
TIV.722	108	12W	20	5700K	80	700 <i>High Brightness</i>	24VDC	120°	55.6
TIV.723	108	15W	20	2200K	80	700 <i>High Brightness</i>	24VDC	120°	55.6
TIV.724	108	15W	20	2700K	80	800 <i>High Brightness</i>	24VDC	120°	55.6
TIV.725	108	15W	20	3000K	80	800 <i>High Brightness</i>	24VDC	120°	55.6
TIV.726	108	15W	20	3500K	80	900 <i>High Brightness</i>	24VDC	120°	55.6
TIV.727	108	15W	20	4000K	80	900 <i>High Brightness</i>	24VDC	120°	55.6
TIV.728	108	15W	20	5700K	80	850 <i>High Brightness</i>	24VDC	120°	55.6

Tunable White

TIV.729	144	12W	20	Tunable White 2200K - 5700K	80	180~180	24VDC	120°	83.3
----------------	-----	-----	----	--------------------------------	----	---------	-------	------	------

RGB-RGBW

TIV.473	84	12W	20	RGB	80	R:80, G:190, B:30, all:300	24VDC	120°	83.3
TIV.730	84	15W	10	RGBW 2700K	80	R:80, G:190, B:30, W:190	24VDC	120°	83.3
TIV.699	84	15W	10	RGBW 3000K	80	R:80, G:190, B:30, W:190	24VDC	120°	83.3
TIV.731	84	15W	10	RGBW 4000K	80	R:80, G:190, B:30, W:190	24VDC	120°	83.3

* 2700K, 3000K, 3500K, 4000K also available in CRI>90 upon request.

** Please confirm with the >= sign on the rear side of the modules



SILICONE



Code	No.LED/m	Watt/m	Reel(m)	CCT*	CRI	Luminus FLUX (lm/m)	Voltage	Beam Angle	** (mm)
TIVS464	108	12W	20	2500K	80	420	24VDC	120°	55.6
TIVS457	108	12W	20	2800K	80	450	24VDC	120°	55.6
TIVS052	108	12W	20	3200K	80	450	24VDC	120°	55.6
TIVS465	108	12W	20	3700K	80	450	24VDC	120°	55.6
TIVS458	108	12W	20	4200K	80	450	24VDC	120°	55.6
TIVS466	108	12W	20	4500K	80	450	24VDC	120°	55.6
TIVS459	108	12W	20	5000K	80	450	24VDC	120°	55.6
TIVS733	108	12W	20	5700K	80	450	24VDC	120°	55.6
Tunable White									
TIVS732	144	12W	20	Tunable White 2500K-5000K	80	220-270	24VDC	120°	83.3
RGB									
TIVS472	72	12W	20	RGB	80	R:90, G:240, B:40, all:370	24VDC	120°	83.3

* Available in RED, AMBER, BLUE and GREEN upon request.
 ** Please confirm with the >< sign on the rear side of the modules

Standard

Code	No.LED/m	Watt/m	Reel(m)	CCT*	CRI	Luminus FLUX (lm/m)	Voltage	Beam Angle	** (mm)
TIVS705	108	12W	20	2200K	80	450	24VDC	120°	55.6
TIVS706	108	12W	20	2700K	80	565	24VDC	120°	55.6
TIVS707	108	12W	20	3000K	80	565	24VDC	120°	55.6
TIVS708	108	12W	20	3500K	80	580	24VDC	120°	55.6
TIVS709	108	12W	20	4000K	80	580	24VDC	120°	55.6
TIVS710	108	12W	20	5700K	80	580	24VDC	120°	55.6
TIVS711	108	12W	20	2700K	90	480	24VDC	120°	55.6
TIVS712	108	12W	20	3000K	90	480	24VDC	120°	55.6
TIVS713	108	12W	20	3500K	90	500	24VDC	120°	55.6
TIVS714	108	12W	20	4000K	90	500	24VDC	120°	55.6
TIVS715	108	8W	20	RED	80	185	24VDC	120°	83.3
TIVS716	108	12W	20	GREEN	80	550	24VDC	120°	55.6
TIVS717	108	12W	20	BLUE	80	120	24VDC	120°	55.6
TIVS718	108	8W	20	AMBER	80	185	24VDC	120°	88.3
Single Coloured High Brightness									
TIVS723	108	15W	20	2200K	80	600 High Brightness	24VDC	120°	55.6
TIVS724	108	15W	20	2700K	80	700 High Brightness	24VDC	120°	55.6
TIVS725	108	15W	20	3000K	80	700 High Brightness	24VDC	120°	55.6
TIVS726	108	15W	20	3500K	80	800 High Brightness	24VDC	120°	55.6
TIVS727	108	15W	20	4000K	80	800 High Brightness	24VDC	120°	55.6
TIVS728	108	15W	20	5700K	80	800 High Brightness	24VDC	120°	55.6
Tunable White									
TIVS729	144	12W	20	Tunable White 2200K - 5700K	80	220-270	24VDC	120°	83.3
Warm Dimming									
TIVS796	192	12W	20	Warm Dimming 1800K - 3000K	80	3.5-600	24VDC	120°	62.5
RGB-RGBW									
TIVS473	84	12W	20	RGB	80	R:90, G:240, B:40, all:370	24VDC	120°	83.3
TIVS730	84	15W	10	RGBW 2700K	80	R:90, G:240, B:40, W:240	24VDC	120°	83.3
TIVS699	84	15W	10	RGBW 3000K	80	R:90, G:240, B:40, W:240	24VDC	120°	83.3
TIVS731	84	15W	10	RGBW 4000K	80	R:90, G:240, B:40, W:240	24VDC	120°	83.3

* 2700K, 3000K, 3500K, 4000K also available in CRI>90 upon request.
 ** Please confirm with the >< sign on the rear side of the modules

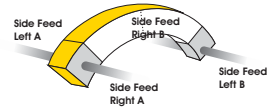
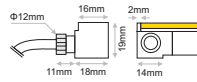
Injection Moulded connection IP67

PVC

Side Feed



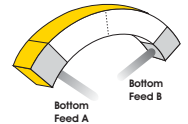
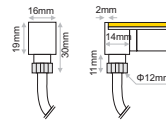
Single Coloured	TW / DW	RGB	RGBW / RGBA	Description	Length
CON.128	CON.642	CON.275	CON.610	Side Feed Left A connector IP67	L= 1m
CON.132	CON.646	CON.279	CON.612	Side Feed Left A connector IP67	L= 3m
CON.136	CON.650	CON.283	CON.614	Side Feed Left A connector IP67	L= 5m
CON.140	CON.654	CON.287	CON.616	Side Feed Left A connector IP67	L= 10m
CON.129	CON.643	CON.276	CON.714	Side Feed Right A connector IP67	L= 1m
CON.133	CON.647	CON.280	CON.716	Side Feed Right A connector IP67	L= 3m
CON.137	CON.651	CON.284	CON.718	Side Feed Right A connector IP67	L= 5m
CON.141	CON.655	CON.288	CON.720	Side Feed Right A connector IP67	L= 10m
CON.130	CON.644	CON.277	CON.611	Side Feed Left B connector IP67	L= 1m
CON.134	CON.648	CON.281	CON.613	Side Feed Left B connector IP67	L= 3m
CON.138	CON.652	CON.285	CON.615	Side Feed Left B connector IP67	L= 5m
CON.142	CON.656	CON.289	CON.617	Side Feed Left B connector IP67	L= 10m
CON.131	CON.645	CON.278	CON.715	Side Feed Right B connector IP67	L= 1m
CON.135	CON.649	CON.282	CON.717	Side Feed Right B connector IP67	L= 3m
CON.139	CON.653	CON.286	CON.719	Side Feed Right B connector IP67	L= 5m
CON.143	CON.657	CON.290	CON.721	Side Feed Right B connector IP67	L= 10m



Bottom Feed



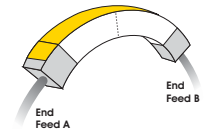
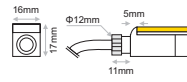
Single Coloured	TW / DW	RGB	RGBW / RGBA	Description	Length
CON.144	CON.658	CON.291	CON.618	Bottom Feed connector IP67	L= 1m
CON.145	CON.659	CON.292	CON.619	Bottom Feed connector IP67	L= 3m
CON.146	CON.660	CON.293	CON.620	Bottom Feed connector IP67	L= 5m
CON.147	CON.661	CON.294	CON.621	Bottom Feed connector IP67	L= 10m



End Feed



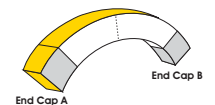
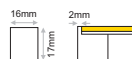
Single Coloured	TW / DW	RGB	RGBW / RGBA	Description	Length
CON.148	CON.662	CON.295	CON.622	End Feed connector IP67	L= 1m
CON.149	CON.663	CON.296	CON.623	End Feed connector IP67	L= 3m
CON.150	CON.664	CON.297	CON.624	End Feed connector IP67	L= 5m
CON.151	CON.665	CON.298	CON.625	End Feed connector IP67	L= 10m



End Cap



Single Coloured	TW / DW	RGB	RGBW / RGBA	Description
CAP.406	CAP.406	CAP.413	CAP.406	End Cap IP67



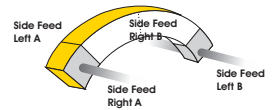
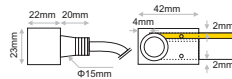
PVC

Injection Moulded connection IP68

Side Feed



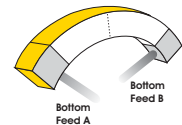
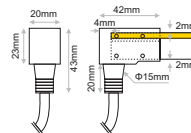
Single Coloured	TW / DW	RGB	RGBW / RGBA	Description	Length
CON.152	CON.666	CON.299	CON.626	Side Feed Left A connector IP68	L= 1m
CON.157	CON.668	CON.303	CON.628	Side Feed Left A connector IP68	L= 3m
CON.162	CON.670	CON.307	CON.630	Side Feed Left A connector IP68	L= 5m
CON.166	CON.672	CON.311	CON.632	Side Feed Left A connector IP68	L= 10m
CON.154	CON.730	CON.300	CON.722	Side Feed Right A connector IP68	L= 1m
CON.158	CON.732	CON.304	CON.724	Side Feed Right A connector IP68	L= 3m
CON.163	CON.734	CON.308	CON.726	Side Feed Right A connector IP68	L= 5m
CON.167	CON.736	CON.312	CON.728	Side Feed Right A connector IP68	L= 10m
CON.155	CON.667	CON.301	CON.627	Side Feed Left B connector IP68	L= 1m
CON.160	CON.669	CON.305	CON.629	Side Feed Left B connector IP68	L= 3m
CON.164	CON.671	CON.309	CON.631	Side Feed Left B connector IP68	L= 5m
CON.168	CON.673	CON.313	CON.633	Side Feed Left B connector IP68	L= 10m
CON.156	CON.731	CON.302	CON.723	Side Feed Right B connector IP68	L= 1m
CON.161	CON.733	CON.306	CON.725	Side Feed Right B connector IP68	L= 3m
CON.165	CON.735	CON.310	CON.727	Side Feed Right B connector IP68	L= 5m
CON.169	CON.737	CON.314	CON.729	Side Feed Right B connector IP68	L= 10m



Bottom Feed



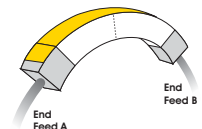
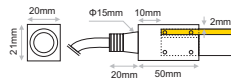
Single Coloured	TW / DW	RGB	RGBW / RGBA	Description	Length
CON.170	CON.674	CON.315	CON.634	Bottom Feed connector IP68	L= 1m
CON.153	CON.675	CON.316	CON.635	Bottom Feed connector IP68	L= 3m
CON.171	CON.676	CON.317	CON.636	Bottom Feed connector IP68	L= 5m
CON.172	CON.677	CON.318	CON.637	Bottom Feed connector IP68	L= 10m



End Feed



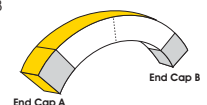
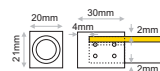
Single Coloured	TW / DW	RGB	RGBW / RGBA	Description	Length
CON.173	CON.678	CON.319	CON.638	End Feed connector IP68	L= 1m
CON.174	CON.679	CON.320	CON.639	End Feed connector IP68	L= 3m
CON.175	CON.680	CON.321	CON.640	End Feed connector IP68	L= 5m
CON.159	CON.681	CON.322	CON.641	End Feed connector IP68	L= 10m



End Cap



Single Coloured	TW / DW	RGB	RGBW / RGBA	Description
CAP.407	CAP.407	CAP.414	CAP.407	End Cap IP68



Snap connection IP67

PVC

Side Feed

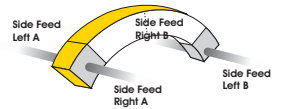
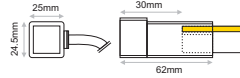


Single Coloured

Description

Length

CON.192	Side Feed Left A connector IP67	L = 1m
CON.193	Side Feed Left A connector IP67	L = 3m
CON.194	Side Feed Left A connector IP67	L = 5m
CON.195	Side Feed Left A connector IP67	L = 10m
CON.200	Side Feed Right A connector IP67	L = 1m
CON.201	Side Feed Right A connector IP67	L = 3m
CON.202	Side Feed Right A connector IP67	L = 5m
CON.203	Side Feed Right A connector IP67	L = 10m
CON.196	Side Feed Left B connector IP67	L = 1m
CON.197	Side Feed Left B connector IP67	L = 3m
CON.198	Side Feed Left B connector IP67	L = 5m
CON.199	Side Feed Left B connector IP67	L = 10m
CON.204	Side Feed Right B connector IP67	L = 1m
CON.205	Side Feed Right B connector IP67	L = 3m
CON.206	Side Feed Right B connector IP67	L = 5m
CON.207	Side Feed Right B connector IP67	L = 10m



Bottom Feed

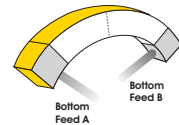
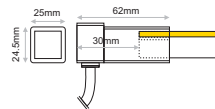


Single Coloured

Description

Length

CON.184	Bottom Feed A connector IP67	L = 1m
CON.185	Bottom Feed A connector IP67	L = 3m
CON.186	Bottom Feed A connector IP67	L = 5m
CON.187	Bottom Feed A connector IP67	L = 10m
CON.188	Bottom Feed B connector IP67	L = 1m
CON.189	Bottom Feed B connector IP67	L = 3m
CON.190	Bottom Feed B connector IP67	L = 5m
CON.191	Bottom Feed B connector IP67	L = 10m



End Feed

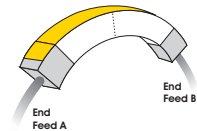
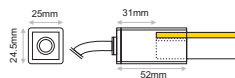


Single Coloured

Description

Length

CON.176	End Feed A connector IP67	L = 1m
CON.177	End Feed A connector IP67	L = 3m
CON.178	End Feed A connector IP67	L = 5m
CON.179	End Feed A connector IP67	L = 10m
CON.180	End Feed B connector IP67	L = 1m
CON.181	End Feed B connector IP67	L = 3m
CON.182	End Feed B connector IP67	L = 5m
CON.183	End Feed B connector IP67	L = 10m

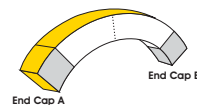
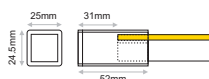


End Cap



Single Coloured, TW / DW, Description

CAP.408 End Cap IP67



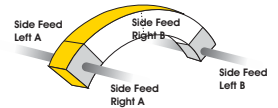
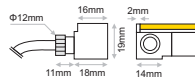
SILICONE

Injection Moulded connection IP68

Side Feed



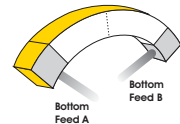
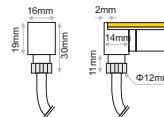
Single Coloured	TW / DW	RGB	RGBW / RGBA	Description	Length
CONS152	CONS666	CONS299	CONS626	Side Feed Left A connector IP68	L= 1m
CONS157	CONS668	CONS303	CONS628	Side Feed Left A connector IP68	L= 3m
CONS162	CONS670	CONS307	CONS630	Side Feed Left A connector IP68	L= 5m
CONS166	CONS672	CONS311	CONS632	Side Feed Left A connector IP68	L= 10m
CONS154	CONS730	CONS300	CONS722	Side Feed Right A connector IP68	L= 1m
CONS158	CONS732	CONS304	CONS724	Side Feed Right A connector IP68	L= 3m
CONS163	CONS734	CONS308	CONS726	Side Feed Right A connector IP68	L= 5m
CONS167	CONS736	CONS312	CONS728	Side Feed Right A connector IP68	L= 10m
CONS155	CONS667	CONS301	CONS627	Side Feed Left B connector IP68	L= 1m
CONS160	CONS669	CONS305	CONS629	Side Feed Left B connector IP68	L= 3m
CONS164	CONS671	CONS309	CONS631	Side Feed Left B connector IP68	L= 5m
CONS168	CONS673	CONS313	CONS633	Side Feed Left B connector IP68	L= 10m
CONS156	CONS731	CONS302	CONS723	Side Feed Right B connector IP68	L= 1m
CONS161	CONS733	CONS306	CONS725	Side Feed Right B connector IP68	L= 3m
CONS165	CONS735	CONS310	CONS727	Side Feed Right B connector IP68	L= 5m
CONS169	CONS737	CONS314	CONS729	Side Feed Right B connector IP68	L= 10m



Bottom Feed



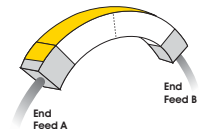
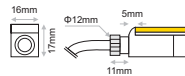
Single Coloured	TW / DW	RGB	RGBW / RGBA	Description	Length
CONS170	CONS674	CONS315	CONS634	Bottom Feed connector IP68	L= 1m
CONS153	CONS675	CONS316	CONS635	Bottom Feed connector IP68	L= 3m
CONS171	CONS676	CONS317	CONS636	Bottom Feed connector IP68	L= 5m
CONS172	CONS677	CONS318	CONS637	Bottom Feed connector IP68	L= 10m



End Feed



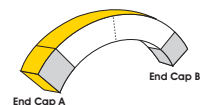
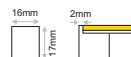
Single Coloured	TW / DW	RGB	RGBW / RGBA	Description	Length
CONS173	CONS678	CONS319	CONS638	End Feed connector IP68	L= 1m
CONS174	CONS679	CONS320	CONS639	End Feed connector IP68	L= 3m
CONS175	CONS680	CONS321	CONS640	End Feed connector IP68	L= 5m
CONS159	CONS681	CONS322	CONS641	End Feed connector IP68	L= 10m



End Cap



Single Coloured	TW / DW	RGB	RGBW / RGBA	Description
CAPS407	CAPS407	CAPS414	CAPS407	End Cap IP68







PROFILES


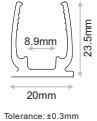
Surface

		Code	Description
		PRF.115	Aluminium Profile for TOP Milky LED 19x18mm Length: 2m
		PRF.405	Plastic Profile for TOP Milky LED 19x21mm Length: 2m
	 Tolerance: ±0.2mm	PRF.410	Aluminium Profile with elastic tape for TOP Milky LED 20.2x20.8mm Length: 2m
	 Tolerance: ±0.2mm	PRF.413	Aluminium Profile with elastic tape for TOP Milky LED 20.2x20.8mm Length: 0.020m (20mm)


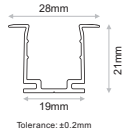
Aluminium & Plastic Surface


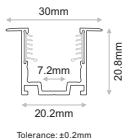
		Code	Description
	 Tolerance: ±0.2mm	PRF.425	Aluminium & Plastic Profile for TOP Milky LED 20.8x23mm Length: 2m

Plastic Surface


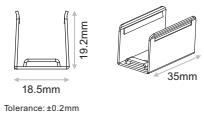
	Code	Description
 	PRF.414	Plastic Profile for TOP Milky LED 20x23.5mm Length: 2m

Recessed

	Code	Description
 	PRF.426	Recessed Aluminium Profile for TOP Milky LED 28x21mm Length: 2m


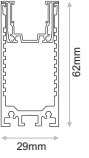

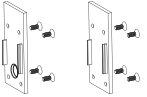



 	PRF.411	Recessed Aluminium Profile with elastic tape for TOP Milky LED 20.2x20.8mm Length: 2m
---	----------------	--

Holder


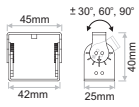

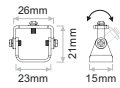

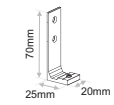

	Code	Description
 	PRH.105	Stainless Steel Profile for TOP Milky LED 18.5x19.2mm Length: 0.035m



Surface / Pendant

		Code	Description
		PRF.427	Surface/ Pendant Aluminium Profile for TOP Milky LED 29x62mm Length: 2m
		CAP.426 CAP.427	Front cap for PRF.427 End cap for PRF.427
		PRF.424	Inner aluminium profile for PRF.427
		ACC.191 ACC.233	Ceiling Suspension 150cm Ceiling Suspension 300cm

Extras

		Code	Description
		PRH.122	Stainless Steel Bracket 45x40 for surface Aluminium profiles
		PRH.123	Stainless Steel Bracket 26x21 for surface Aluminium profiles
		PRH.124	Aluminium L Holder 70x25 for surface Aluminium profiles
		ACC.125	Scissor



Male and Female connectors available upon request.



All connectors are supplied with waterproof junction protection barrel.