

- LIMIT 20/44 is an elegant trimless or recessed downlight available in different sizes.
- Most models may also be 9/12mm lowered from the ceiling offering a special note to any space.
- Limit TR is also available adjustable in 8.7Watt or 12.6Watt.
- The series offers low UGR ensuring visual comfort.
- It is available in either black or white colour.
- It offers a selection of dimming options.
- 3 SDCM
- L90/B10 50.000h
- IP Protection: IP20 or IP44 (face only).

4.7W & 6.9W



6.4W



8.8W



12.8W & 17W



12.6W Adjustable



position 1



position 2

Model	LED Power	CCT**	CR180, CR190 LED Source	Beam Angle	Type	Colour	Dimming Option	Accessories
			80 (80) 90 (90)					
LIMIT TR IP20 <i>(LIMIT TR20)</i>	4.7W (05)	2700K (27B)	480lm 395lm	18° (18)	Fixed (FX)	White (WH) Black (BL)	Without Driver*** (00)	No Extras (0) Emergency (1)
		3000K (30B)	510lm 415lm	24° (24)				
		4000K (40B)	525lm 435lm	30° (30)				
LIMIT TR IP44* <i>(LIMIT TR44)</i>	6.9W (07)	2700K (27B)	645lm 535lm	38° (38)				
		3000K (30B)	690lm 560lm					
		4000K (40B)	710lm 590lm					
	6.4W (06)	2700K (27B)	793lm 655lm	19° (19)			Without Driver (00)	
		3000K (30B)	843lm 684lm	25° (25)			Non Dimmable (ND)	
		4000K (40B)	867lm 724lm	36° (36)			Analogue (1-10V) (A1)	
		5000K (50B)	878lm 759lm	45° (45)			DMX (DX)	
	8.8W (09)	2700K (27B)	1204lm 993lm				DALI (DL)	
		3000K (30B)	1279lm 1038lm				Push Button (PB)	
		4000K (40B)	1316lm 1098lm				Phase Cut (PC)	
		5000K (50B)	1331lm 1151lm				Wireless**** (WL)	
	12.8W (13)	2700K (27B)	1770lm 1460lm	19° (19)				
		3000K (30B)	1880lm 1525lm	25° (25)				
		4000K (40B)	1935lm 1615lm	36° (36)				
		5000K (50B)	1955lm 1690lm	55° (55)				
	17W (17)	2700K (27B)	2525lm 2080lm					
		3000K (30B)	2680lm 2180lm					
		4000K (40B)	2760lm 2300lm					
		5000K (50B)	2790lm 2415lm					
LIMIT TR IP44* Adjustable <i>(LIMIT TR44A)</i>	8.7W (09)	2700K (27B)	1235lm 1020lm	18° (18)	Adjustable (AD)		Non Dimmable (ND)	
		3000K (30B)	1314lm 1065lm	30° (30)				
		4000K (40B)	1355lm 1130lm	50° (50)				
		5000K (50B)	1370lm 1180lm					
	12.6W (13)	2700K (27B)	1650lm 1360lm				Analogue (1-10V) (A1)	
		3000K (30B)	1750lm 1420lm				DMX (DX)	
		4000K (40B)	1805lm 1505lm				DALI (DL)	
		5000K (50B)	1825lm 1580lm				Push Button (PB)	
							Phase Cut (PC)	
							Wireless**** (WL)	

* IP44: face only

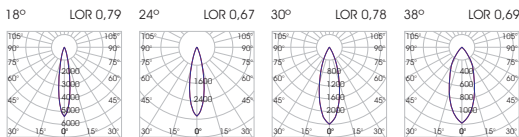
** Models with CCTs of 3500K & 6500K are available upon request.

*** Driver, Emergency kit, battery replacement accessibility of emergency kit should be considered as the kit does not pass through the Trimless luminaire cutout.

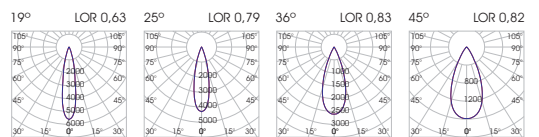
**** The wireless dimming option includes driver and Bluetooth dimming accessory.

Ordering Code Example: LIMIT TR20-09-40B-90-45-FX-WH-DL-0

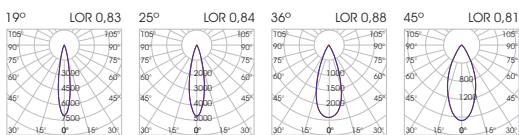
4.7W / 6.9W



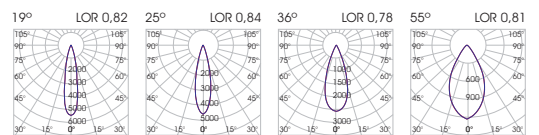
6.4W



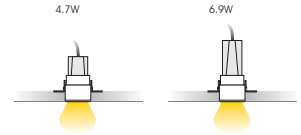
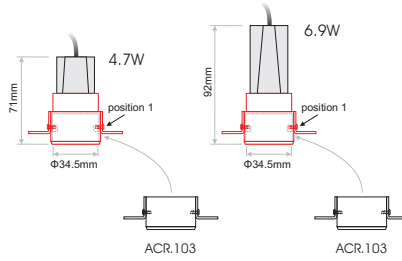
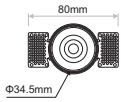
8.8W



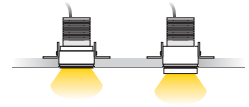
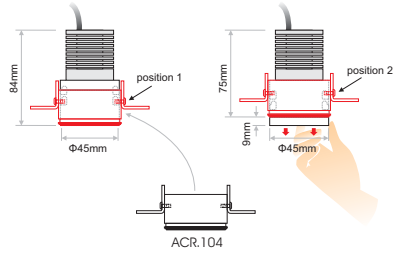
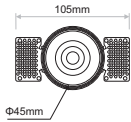
12.8W / 17W



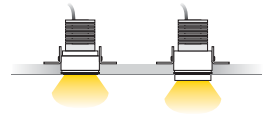
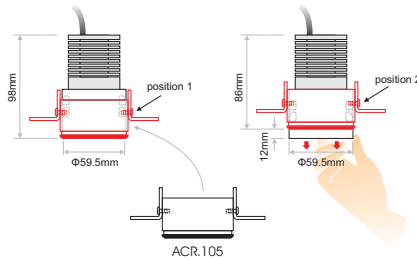
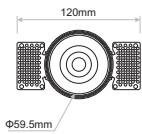
4.7W & 6.9W



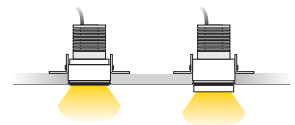
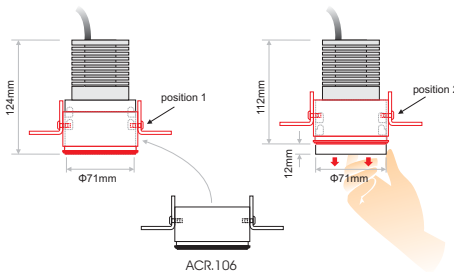
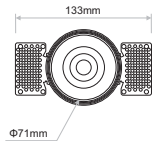
6.4W



8.8W



12.8W & 17W



12.6W Adjustable

