

OUTLINER 40

Outliner series is a complete series of custom made linear luminaires with Transparent, Milky Satin or Microprismatic cover. It is available in 4 different widths of 20, 30, 40, 50mm (luminous area widths). It is offered in standard and in custom lengths. The series offers an excellent uniformity with colour consistency.

- Multiple mounting options (fixed, surface, wall brackets or pendant).
- Long & Short bracket accessories available for wall installation.
- L90/B10 >50.000h (for monochromatic models).
- 3 SDCM (for monochromatic models).
- Ingress Protection: IP40

Lighting management options:
On-Off/DALI/0..10V/1..10V/DMX512/PHASE CUT/IR/RF/PUSH BUTTON/Bluetooth

L90/B10 >50.000h
for monochromatic models

Available upon request:

- ✓ Custom dimensions
- ✓ Custom luminaire colours

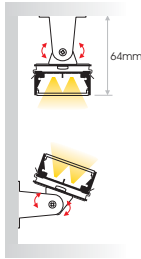


Seamless

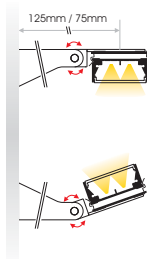
STANDARD



FIXED



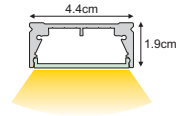
SURFACE



WALL BRACKET
(Long/Short)



PENDANT



PRH.019
ANTISLIPPER
for vertical installation
(as extra)

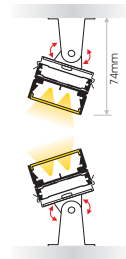
SEAMLESS



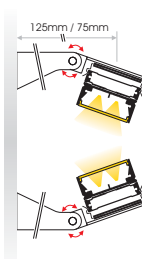
FIXED



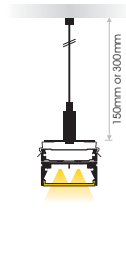
FIXED ELEVATED



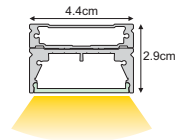
SURFACE



WALL BRACKET
(Long/Short)



PENDANT



PRH.019
ANTISLIPPER
for vertical installation
(as extra)



PRH.029
COUPLER accessory
(as extra)



Connectors



Input cable with IP connectors
supplied as extra



In-Out cables & waterproof connectors
supplied as extra.



Supply connectors for a luminaire array
(as extra)

- CNC.009** 2 pole connector (monochrome)
- CNC.013** 4 pole connector (RGB)
- CNC.053** 5 pole connector (RGBW)

STANDARD

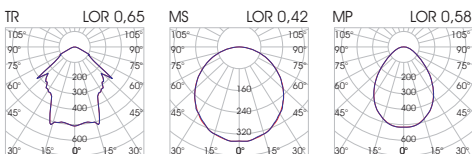
LIGHTSOURCE BY
NICHIA
for Monochromatic

IP40

Model	Luminaire Colour*	Colour Temperature	CRI	Watt* / Length	Type	Voltage
OUTLINER 40 FIXED <i>(OUTLINER40-F)</i>	Anodized (AN)	2000K (20)	≥ 80 (80)	21W / 53cm (21W053)	Transparent (TR) Milky Satin (MS) Microprismatic (MP)	24VDC (24)
	White (WH)	2500K (25)		35W / 86.3cm (35W086)		
	Black (BL)	2700K (27)		42W / 103cm (42W103)		
	OUTLINER 40 SURFACE <i>(OUTLINER40-S)</i>	3000K (30)		49W / 119.7cm (49W120)		
		4000K (40)		63W / 153cm (63W153)		
		5700K (57)		84W / 203cm (84W203)		
<i>RGBWW / RGBCW / RGB</i>						
OUTLINER 40 SHORT BRACKET 7.5cm <i>(OUTLINER40-B1)</i>						
	<i>RGBWW / RGBCW / RGB</i>					
OUTLINER 40 LONG BRACKET 12.5cm <i>(OUTLINER40-B2)</i>						
	<i>RGBWW / RGBCW / RGB</i>					
OUTLINER 40 PENDANT <i>(OUTLINER40 P1) H:150cm</i> <i>(OUTLINER40 P2) H:300cm</i>						12VDC (12)
	<i>RGBWW / RGBCW / RGB</i>					

* Available in other colours or/and power upon request.
** The LED density of these ribbons is low thus, the homogeneity of lighting surface of Milky type luminaire will be affected.

Ordering Code Example: *OUTLINER40-F-AN-RGB60-35W123-MP-24*



SEAMLESS



IP40

Model	Luminaire Colour*	Colour Temperature	CRI	Watt* / Length**	Type	Voltage
OUTLINER 40 SEAMLESS FIXED (OUTLINER40-SF)	Anodized (AN)	2000K (20)	≥ 80 (80)	21W / 50,3cm (21W050)	Transparent (TR) Milky Satin (MS) Microprismatic (MP)	24VDC (24)
	White (WH)	2500K (25)		35W / 83,7cm (35W084)		
	Black (BL)	2700K (27)		42W / 100,3cm (42W100)		
		3000K (30)		49W / 117cm (49W117)		
		4000K (40)		63W / 150,3cm (63W150)		
		5700K (57)		84W / 200,3cm (84W200)		
OUTLINER 40 SEAMLESS FIXED ELEVATED (OUTLINER40-SFE)						
OUTLINER 40 SEAMLESS SURFACE (OUTLINER40-SS)						
OUTLINER 40 SEAMLESS SHORT BRACKET 7.5cm (OUTLINER40-SB1)						
OUTLINER 40 SEAMLESS LONG BRACKET 12.5cm (OUTLINER40-SB2)	<i>RGBWW / RGBCW / RGB</i>					
	Colour		Watt* / Length**			
	RGBWW (RGBWW) RGBCW (RGBCW) 84LED/m		27W / 50,3cm (27W050) 46.2W / 86cm (46W086) 54W / 100,3cm (54W100) 65.6W / 121,7cm (66W122) 81W / 150,3cm (81W150) 108W / 200,3cm (108W200)			
OUTLINER 40 SEAMLESS PENDANT (OUTLINER40-SP1) H:150cm (OUTLINER40-SP2) H:300cm	Colour		Watt* / Length**			
	RGBWW (RGBWW) RGBCW (RGBCW) 60LED/m***		19.4W / 50,3cm (19W050) 31.2W / 80,3cm (31W080) 39W / 100,3cm (39W100) 46.8W / 120,3cm (47W120) 58.4W / 150,3cm (58W150) 78W / 200,3cm (78W200)			
	RGB (RGB96) 96LED/m		23W / 50,3cm (23W050) 40.2W / 87,8cm (40W088) 46W / 100,3cm (46W100) 54.6W / 119cm (55W119) 69W / 150,3cm (69W150) 92W / 200,3cm (92W200)			
	RGB (RGB60) 60LED/m***		14.4W / 50,3cm (14W050) 23.2W / 80,3cm (23W080) 29W / 100,3cm (29W100) 34.8W / 120,3cm (35W120) 43.4W / 150,3cm (43W150) 58W / 200,3cm (58W200)			
Colour		Watt* / Length**				
RGB (RGB30) 30LED/m***		7.2W / 50,3cm (07W050) 11.4W / 80,3cm (11W080) 14.4W / 100,3cm (14W100) 17.2W / 120,3cm (17W120) 21.6W / 150,3cm (22W150) 28.8W / 200,3cm (29W200)				12VDC (12)

* Available in other colours or/and power upon request.

** Length without end caps for seamless installation (Add 2mm for each end cap)

***The LED density of these ribbons is low thus, the homogeneity of lighting surface of Milky type luminaire will be affected.

Ordering Code Example: OUTLINER40-SS-AN-RGB60-58W200-MS-24

