

- LIMIT 20/44 is an elegant trimless or recessed downlight available in different sizes.
- Most models may also be 9/12mm lowered from the ceiling offering a special note to any space.
- Limit TR is also available adjustable in 8.7Watt or 12.6Watt.
- The series offers low UGR ensuring visual comfort.
- It is available in either black or white colour.
- It offers a selection of dimming options.
- 3 SDCM
- L90/B10 50.000h
- IP Protection: IP20 or IP44 (face only).

4.7W & 6.9W



6.4W



8.8W



12.8W & 17W



12.6W Adjustable



position 1



position 2

Model	LED Power	CCT**	CR180, CR190 LED Source	Beam Angle	Type	Colour	Dimming Option	Accessories
			80 (80) 90 (90)					
LIMIT TR IP20 <i>(LIMIT TR20)</i>	4.7W (05)	2700K (27B)	480lm 395lm	18° (18)	Fixed (FX)	White (WH) Black (BL)	Without Driver*** (00)	No Extras (0) Emergency (1)
		3000K (30B)	510lm 415lm	24° (24)				
		4000K (40B)	525lm 435lm	30° (30)				
LIMIT TR IP44* <i>(LIMIT TR44)</i>	6.9W (07)	2700K (27B)	645lm 535lm	38° (38)				
		3000K (30B)	690lm 560lm					
		4000K (40B)	710lm 590lm					
	6.4W (06)	2700K (27B)	793lm 655lm	19° (19)			Without Driver (00)	
		3000K (30B)	843lm 684lm	25° (25)			Non Dimmable (ND)	
		4000K (40B)	867lm 724lm	36° (36)			Analogue (1-10V) (A1)	
		5000K (50B)	878lm 759lm	45° (45)			DMX (DX)	
	8.8W (09)	2700K (27B)	1204lm 993lm				DALI (DL)	
		3000K (30B)	1279lm 1038lm				Push Button (PB)	
		4000K (40B)	1316lm 1098lm				Phase Cut (PC)	
		5000K (50B)	1331lm 1151lm				Wireless**** (WL)	
	12.8W (13)	2700K (27B)	1770lm 1460lm	19° (19)				
		3000K (30B)	1880lm 1525lm	25° (25)				
		4000K (40B)	1935lm 1615lm	36° (36)				
		5000K (50B)	1955lm 1690lm	55° (55)				
	17W (17)	2700K (27B)	2525lm 2080lm					
		3000K (30B)	2680lm 2180lm					
		4000K (40B)	2760lm 2300lm					
		5000K (50B)	2790lm 2415lm					
LIMIT TR IP44* Adjustable <i>(LIMIT TR44A)</i>	8.7W (09)	2700K (27B)	1235lm 1020lm	18° (18)	Adjustable (AD)		Non Dimmable (ND)	Analogue (1-10V) (A1)
		3000K (30B)	1314lm 1065lm	30° (30)				
		4000K (40B)	1355lm 1130lm	50° (50)				
		5000K (50B)	1370lm 1180lm					
	12.6W (13)	2700K (27B)	1650lm 1360lm				DMX (DX)	
		3000K (30B)	1750lm 1420lm				DALI (DL)	
		4000K (40B)	1805lm 1505lm				Push Button (PB)	
		5000K (50B)	1825lm 1580lm				Phase Cut (PC)	

* IP44: face only

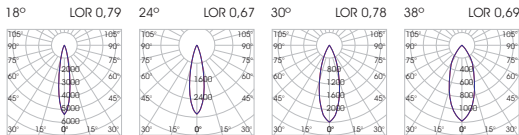
** Models with CCTs of 3500K & 6500K are available upon request.

*** Driver, Emergency kit, battery replacement accessibility of emergency kit should be considered as the kit does not pass through the Trimless luminaire cutout.

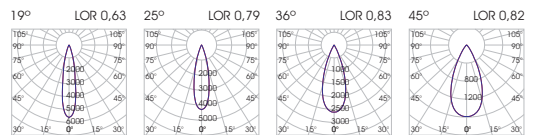
**** The wireless dimming option includes driver and Bluetooth dimming accessory.

Ordering Code Example: LIMIT TR20-09-40B-90-45-FX-WH-DL-0

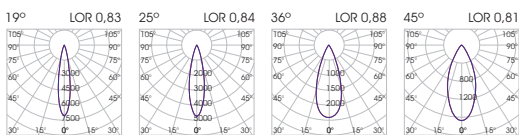
4.7W / 6.9W



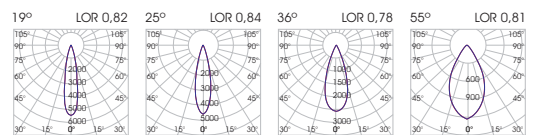
6.4W



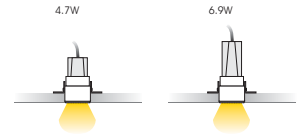
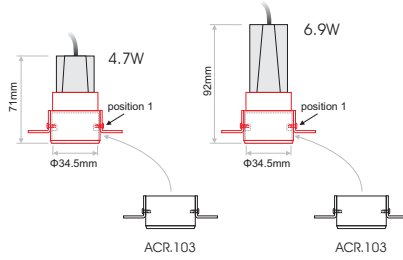
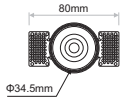
8.8W



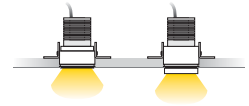
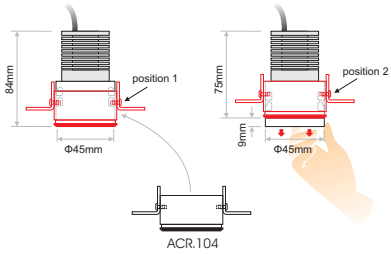
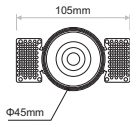
12.8W / 17W



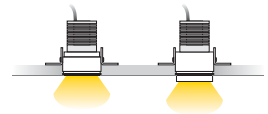
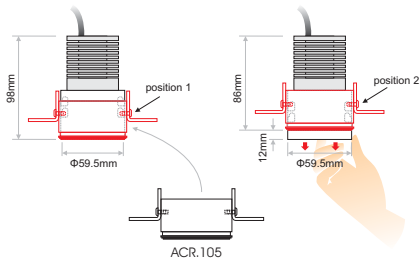
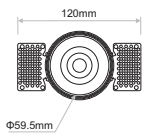
4.7W & 6.9W



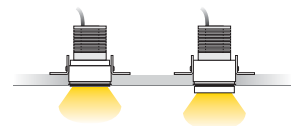
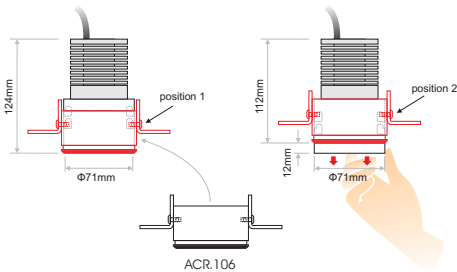
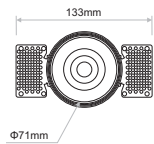
6.4W



8.8W



12.8W & 17W



12.6W Adjustable

