

BETTINA Series is an inground luminaire available with one, two or four openings.

- Housing: aluminum
- Front cover: Stainless steel 316
- Mounting box: plastic frame casing.
- Power cable: H05RN-F 2x0.75mm² L= 1.5m
- Ingress Protection: IP67
- Maximum load 2000kgs



Model*	CCT**	CRI80 LED Source	CRI70 LED Source	Type	Voltage	Accessories
BETTINA 1 WAY 3W (BETTINA 1)	3000K (30C)	57lm	-	Fixed (FX)	12VDC (12)	COVER Standard (0/x) ↓ (XX) ↑ EXTRAS No Extras (x/0)
	4000K (40C)	62lm	-			
	5700K (57C)	-	70lm			
BETTINA 2 WAY 3W (BETTINA 2)	5700K (57C)	-	70lm			
BETTINA 4 WAY 3W (BETTINA 4)						

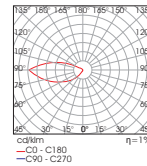


IP67

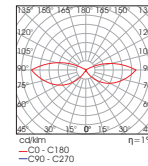
*Available in 3-ways open upon request
**Other colours available upon request.

Ordering Code Example: BETTINA 2-30C-80-FX-12-00

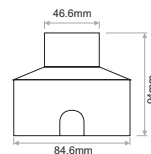
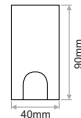
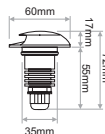
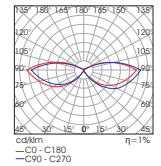
BETTINA 1 WAY



BETTINA 2 WAY



BETTINA 4 WAY



ACC.008
Mounting Box for BETTINA