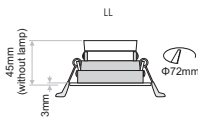
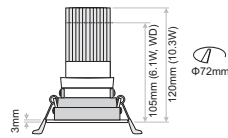
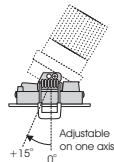
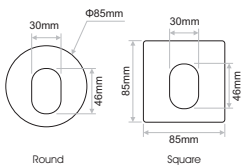


- Recessed spots for indoor use.
- Ideal for antiglare lighting installations.
- Easy magnetic installation.
- Offered with IP44 (face only) LED module or suitable for GU10 LED lamps.
- Adjustable on one axis.
- 3 SDCM
- L90/B10 50000h



Name	Shape	Model (LED Power)	CCT*	LED Source	Type	CRI	Beam Angle	Colour**	Dimming Option	Accessories	
CASTALIA E (CASTALIA E)	Round (R) Square (S)	6.1W (06)	2700K (27B) 3000K (30B) 4000K (40B)	CR180	Adjustable (AD)	80 (80) 90 (90)	18°x22° (18) 25°x20° (25) 34°x28° (34) 50°x20° (50)	White (WH)  Black (BL)	Without Driver (00) Non Dimmable (ND) Analogue (1-10V) (A1) DMX (DX) DALI (DL) Push Button (PB) Phase Cut (PC) Wireless*** (WL)	No Extra (00)  Emergency Kit (01)	
				CR190							812lm 677lm 845lm 705lm 879lm 733lm
				CR95							1800K-3000K (1830B) 518lm
		10.3W (10)	2700K (27B) 3000K (30B) 4000K (40B)	CR180	1379lm 1138lm 1435lm 1180lm 1479lm 1265lm						
				CR190	1379lm 1138lm 1435lm 1180lm 1479lm 1265lm						
				CR95	1800K-3000K (1830B) 518lm						
Warm Dimming 6.1W (W06)	1800K-3000K (1830B)	CR95	518lm	95 (95)	Analogue (1-10V) (A1) DALI (DL) Phase Cut (PC) Wireless*** (WL)						

\* CCT: 3500K, 5000K, 6500K available upon request.

\*\* Other RAL colours available upon request.

\*\*\* The wireless dimming option includes driver and Bluetooth dimming accessory.

Ordering Code Example: CASTALIA ER10-30B-AD-90-34-WH-DL-00

CASTALIA E LL

Model	Shape	Colour*	Type	Lamp Holder
CASTALIA E LL (CASTALIA E LL)	Round (RD) Square (SQ)	White (WH) Black (BL)	Adjustable (AD)	GU10 (max 7.5W) (G1)



\* Other RAL colours available upon request

Ordering Code Example: CASTALIA E LL-RD-WH-AD-G1

