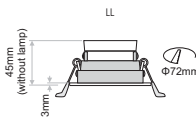
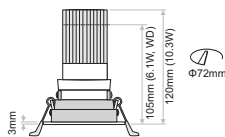
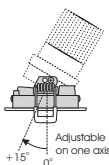
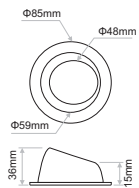


- Recessed spots for indoor use.
- Ideal for antiglare lighting installations.
- Easy magnetic installation.
- Offered with IP44 (face only) LED module or suitable for GU10 LED lamps.
- Adjustable on one axis.
- 3 SDCM
- L90/B10 50000h



Name	Shape	Model (LED Power)	CCT*	LED Source	Type	CRI	Beam Angle	Colour**	Dimming Option	Accessories			
CASTALIA W (CASTALIA W)	Round (R)	6.1W (06)	2700K (27B) 3000K (30B) 4000K (40B)	CR180	812lm	677lm	Adjustable (AD)	22°x18° (22)	White (WH) Black (BL)	Without Driver (00) Non Dimmable (ND) Analogue (1-10V) (A1) DMX (DX) DALI (DL) Push Button (PB) Phase Cut (PC) Wireless*** (WL)	No Extra (00) Emergency Kit (01)		
				CR190	845lm	705lm		25°x20° (25)					
				879lm	733lm	34°x28° (34) 50°x45° (50)							
		10.3W (10)	2700K (27B) 3000K (30B) 4000K (40B)	CR180	1379lm	1138lm	Adjustable (AD)	95 (95)					
				CR190	1435lm	1180lm							
				1479lm	1265lm								
Warm Dimming 6.1W (WDO6)	1800K-3000K (1830B)	CR95	518lm		Adjustable (AD)	95 (95)			Analogue (1-10V) (A1) DALI (DL) Phase Cut (PC) Wireless*** (WL)				

* CCT: 3500K, 5000K, 6500K available upon request.

** Other RAL colours available upon request.

*** The wireless dimming option includes driver and Bluetooth dimming accessory.

Ordering Code Example: CASTALIA WR10-30B-AD-90-25-WH-DL-00

CASTALIA W LL

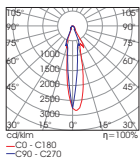
Model	Shape	Colour*	Type	Lamp Holder
CASTALIA W LL (CASTALIA W LL)	Round (RD)	White (WH) Black (BL)	Adjustable (AD)	GU10 (max 7.5W) (G1)



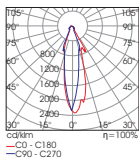
* Other RAL colours available upon request

Ordering Code Example: CASTALIA W LL-RD-WH-AD-G1

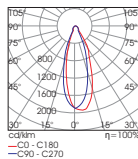
22°x18°



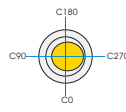
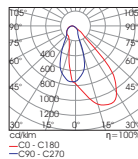
25°x20°



34°x28°



50°x45°



Warm dimming 3000K to 1800K (6W)

