
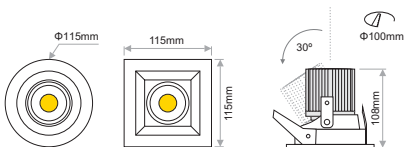


- Merlyn is a recessed adjustable downlight in round or square form.
- Available in 9/13 watt & 6/12 watt (WD).
- Available with honeycomb, line spread and softening lens as extra.
- 3 SDCM
- L90/B10 50000h
- UGR<10
- IP40





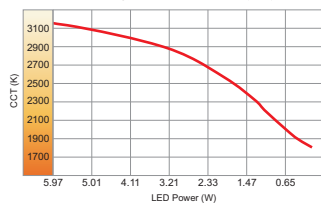
Model	LED Power	CCT	LED Source	Type	CRI	Beam Angle	Colour	Dimming Option	Accessories
MERLYN Round <i>(MERLYN R)</i>	9W <i>(09)</i>	2700K <i>(27L)</i>	958lm	Adjustable <i>(AD)</i>	95 <i>(95)</i>	24° <i>(24)</i>	White <i>(WH)</i>	Without Driver <i>(00)</i>	COVER Standard <i>(0X)</i> Honeycomb <i>(1X)</i> Line spread <i>(2X)</i> Softening lens <i>(3X)</i> ↓ <i>{XX}</i>
		3000K <i>(30L)</i>	1020lm			38° <i>(38)</i>	Black <i>(BL)</i>	Non-Dimmable <i>(ND)</i>	
		3500K <i>(35L)</i>	1051lm				Analogue (1-10V) <i>(A1)</i>		
		4000K <i>(40L)</i>	1093lm				DMX <i>(DX)</i>		
		5000K <i>(50L)</i>	1103lm				DALI <i>(DL)</i>		
MERLYN Square <i>(MERLYN S)</i>	13W <i>(13)</i>	2700K <i>(27L)</i>	1252lm				Wireless* <i>(WL)</i>	EXTRAS No Extras <i>(X0)</i> Emergency <i>(X1)</i>	
		3000K <i>(30L)</i>	1334lm						
		3500K <i>(35L)</i>	1375lm						
		4000K <i>(40L)</i>	1429lm						
		5000K <i>(50L)</i>	1443lm						
<i>Warm Dimmable</i>									
	6W <i>(WD6)</i>	Warm Dimmable 1800K–3000K <i>(1830B)</i>		518lm		20° <i>(20)</i> 38° <i>(38)</i>		Analogue (1-10V) <i>(A1)</i> DALI <i>(DL)</i> Phase Cut <i>(PC)</i> Wireless* <i>(WL)</i>	
	11.8W <i>(WD12)</i>	Warm Dimmable 1800K–3000K <i>(1830B)</i>		1045lm					

* The wireless dimming option includes driver and Bluetooth dimming accessory.

Ordering Code Example: MERLYN S09-30L-AD-95-24-WH-ND-00



Warm dimming 3000K to 1800K (6W)



Warm dimming 3000K to 1800K (12W)

