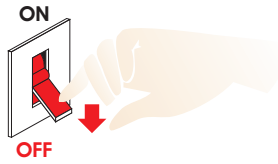


# TONDO RETROFIT

## Installation Manual



**1**  **Attention**  
Before any maintenance switch off the main power.




**2**

**2a. Unscrew**

**2b. Install the GU10 LED lamp**


**3**

 **Attention**  
Make sure rubber is properly placed back into the luminaire

**4**

For cable connection use IP67/IP68 power plugs or junction box.

**5**

 **Attention**  
In case luminaire opens from front part, make sure rubber is properly placed back into the luminaire

<p>Unscrew the front part</p>	<p>Remove the glass</p>	<p>Install the lamp</p>	<p>Place the glass</p>	<p>Screw the front part</p>
-------------------------------	-------------------------	-------------------------	------------------------	-----------------------------