

OUTLINER 40 RC (Recessed)

Outliner Recessed series is a custom made linear luminaires series with Transparent, Milky Satin or Microprismatic cover. It is available in 2 different widths of 20 and 40mm (luminous area widths). It is offered in standard and in custom lengths. The series offers an excellent uniformity with colour consistency.

- L90/B10 > 50.000h (for monochromatic models).
- 3 SDCM (for monochromatic models).
- Ingress Protection: IP40

L90/B10 50.000h
for monochromatic models

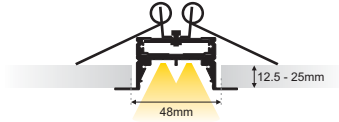
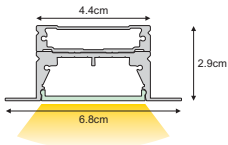
Available upon request:

- ✓ Custom dimensions
- ✓ Custom luminaire colours

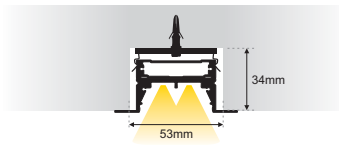


Seamless

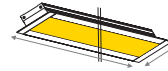
STANDARD



Standard installation



Optional installation upon request



Dimensions:

for **Monochromatic, Tunable White:**
68 x 55,6/88,9/105,6/122,3/155,6/205,6cm
Cutting hole:
48 x 53,6/86,9/103,6/120,3/153,6/203,6cm

for **RGBWW-RGBCW 84LED/m:**
68 x 55,6/91,3/105,6/127/155,6/205,6cm
Cutting hole:
48 x 53,6/89,3/103,6/125/153,6/203,6cm

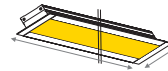
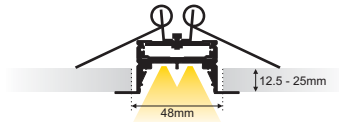
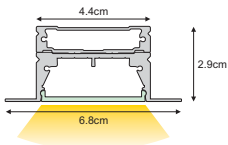
for **RGBWW-RGBCW 60LED/m, RGB 60LED/m, RGB 30LED/m:**
68 x 55,6/85,6/105,6/125,6/155,6/205,6cm
Cutting hole:
48 x 53,6/83,6/103,6/123,6/153,6/203,6cm

for **RGB 96LED/m:**
68 x 55,6/93,1/105,6/124,3/155,6/205,6cm
Cutting hole:
48 x 53,6/91,1/103,6/122,3/153,6/203,6cm



Note:
Cutting hole must be 20mm than the luminaire length.

SEAMLESS



Dimensions:

for **Monochromatic, Tunable White:**
68 x 53,3/86,7/103,3/120/153,3/203,3cm
Cutting hole:
48 x 51,3/84,7/101,3/118/151,3/201,3cm

for **RGBWW-RGBCW 84LED/m:**
68 x 53,3/89/103,3/124,7/153,3/203,3cm
Cutting hole:
48 x 51,3/87/101,3/122,7/151,3/201,3cm

for **RGBWW-RGBCW 60LED/m, RGB 60LED/m, RGB 30LED/m:**
68 x 53,3/83,3/103,3/123,3/153,3/203,3cm
Cutting hole:
48 x 51,3/81,3/101,3/121,3/151,3/201,3cm

for **RGB 96LED/m:**
68 x 53,3/90,8/103,3/122/153,3/203,3cm
Cutting hole:
48 x 51,3/88,8/101,3/120/151,3/201,3cm



Note:
Cutting hole must be 20mm shorter than the luminaire length.

Connectors



Input cable with IP connectors supplied as extra.



In-Out cables & waterproof connectors supplied as extra.



Supply connectors for a luminaire array (as extra)

- CNC.009** 2 pole connector (monochrome)
- CNC.013** 4 pole connector (RGB)
- CNC.053** 5 pole connector (RGBW)

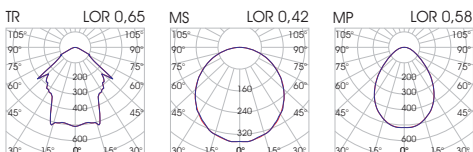
STANDARD



| Model | Luminaire Colour* | Colour Temperature | CRI | Watt / Length** | Type | Voltage | | | | | |
|--|---|---|-----------|------------------------|---|------------|--------------------------|--|--|--|--|
| OUTLINER 40 Recessed <i>(OUTLINER 40 RC)</i> | Anodized (AN) White (WH) Black (BL) | 2000K (20) | ≥ 80 (80) | 21W / 55.6cm (21W056) | Transparent (TR) Milky Satin (MS) Microprismatic (MP) | 24VDC (24) | | | | | |
| | | 2500K (25) | | 35W / 88.9cm (35W089) | | | | | | | |
| | | 2700K (27) | | 42W / 105.6cm (42W106) | | | | | | | |
| | | 3000K (30) | | 49W / 122.3cm (49W122) | | | | | | | |
| | | 4000K (40) | | 63W / 155.6cm (63W156) | | | | | | | |
| | | 5700K (57) | | 84W / 205.6cm (84W206) | | | | | | | |
| | | TUNABLE WHITE | | | | | | | | | |
| | | Colour Temperature | | CRI | | | Watt / Length** | | | | |
| | | Tunable White 2700K~5700K <i>(TW)</i> | | ≥ 80 (80) | | | 20W / 55.6cm (20W056) | | | | |
| | | | | | | | 33.3W / 88.9cm (33W089) | | | | |
| | | | | | | | 40W / 105.6cm (40W106) | | | | |
| | | | | | | | 46.7W / 122.3cm (47W122) | | | | |
| 60W / 155.6cm (60W156) | | | | | | | | | | | |
| 80W / 205.6cm (80W206) | | | | | | | | | | | |
| RGBWW / RGBCW / RGB | | | | | | | | | | | |
| Colour | | Watt / Length** | | | | | | | | | |
| RGBWW RGBCW 84LED/m | (RGBWW) (RGBCW) | 27W / 55.6cm (27W056) | | | | | | | | | |
| | | 46.2W / 91.3cm (46W091) | | | | | | | | | |
| | | 54W / 105.6cm (54W106) | | | | | | | | | |
| RGBWW RGBCW 60LED/m** | (RGBWW) (RGBCW) | 19.4W / 55.6cm (19W056) | | | | | | | | | |
| | | 31.2W / 85.6cm (31W086) | | | | | | | | | |
| | | 39W / 105.6cm (39W106) | | | | | | | | | |
| RGB 96LED/m | (RGB96) | 23W / 55.6cm (23W056) | | | | | | | | | |
| | | 40.2W / 93.1cm (40W093) | | | | | | | | | |
| | | 46W / 105.6cm (46W106) | | | | | | | | | |
| | | 54.6W / 124.3cm (55W124) | | | | | | | | | |
| | | 69W / 155.6cm (69W156) | | | | | | | | | |
| RGB 60LED/m** | (RGB60) | 14.4W / 55.6cm (14W056) | | | | | | | | | |
| | | 23.2W / 85.6cm (23W086) | | | | | | | | | |
| | | 29W / 105.6cm (29W106) | | | | | | | | | |
| | | 34.8W / 125.6cm (35W126) | | | | | | | | | |
| | | 43.4W / 155.6cm (43W156) | | | | | | | | | |
| | | 58W / 205.6cm (58W206) | | | | | | | | | |
| RGB 30LED/m** | (RGB30) | 7.2W / 55.6cm (07W056) | | | | | | | | | |
| | | 11.4W / 85.6cm (11W086) | | | | | | | | | |
| | | 14.4W / 105.6cm (14W106) | | | | | | | | | |
| | | 17.2W / 125.6cm (17W126) | | | | | | | | | |
| | | 21.6W / 155.6cm (22W156) | | | | | | | | | |
| | | 28.8W / 205.6cm (29W206) | | | | | | | | | |

* Available in other colours upon request

** The LED density of these ribbons is low thus, the homogeneity of lighting surface of Milky type luminaire will be affected.



Ordering Code Example: OUTLINER 40RC-AN-RGB60-35W126-MS-24

