

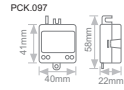
# 1ch 500-700-1050mA LED Drivers Constant Current

- Non-Dimmable

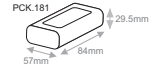
## 500mA

Code	Supply Voltage	Output Voltage	Output Power	Output Current	IP Rate
------	----------------	----------------	--------------	----------------	---------

6W <b>PCK.097</b>	100-230V AC 50/60Hz	4-12,6V	1-6W	500mA	-
----------------------	---------------------	---------	------	-------	---



25W <b>PCK.181</b>	100-240V AC 50/60Hz	15-50V	7.5-25W	500mA	IP30
-----------------------	---------------------	--------	---------	-------	------

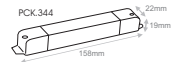


- Non-Dimmable

## 700mA

Code	Supply Voltage	Output Voltage	Output Power	Output Current	IP Rate
------	----------------	----------------	--------------	----------------	---------

11W <b>PCK.344</b>	200-240V AC 50/60Hz	2-16,5V*	11W*	700mA	IP20
-----------------------	---------------------	----------	------	-------	------

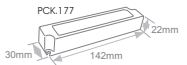


\*Please refer to the matrix below.  
\*\*Referred to  $V_{in} = 230\text{ V}$ , 100% load

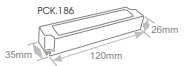
P out W	V out DC	I out DC	V out max.	ta °C	tc °C	λ max. Power Factor	η max. Efficiency*
11	2...16,5	700 mA const.	18	-25...+50	80	0.6C	77

\*Referred to  $V_{in} = 230\text{ V}$ , 100% load

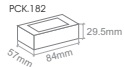
17W <b>PCK.177</b>	200-240V AC 50/60Hz	6-25V	4.2-17,5W	700mA	IP67
-----------------------	---------------------	-------	-----------	-------	------



21W <b>PCK.186</b>	90-240V AC 50/60Hz	9-30V	6.3-21W	700mA	IP67
-----------------------	--------------------	-------	---------	-------	------



35W <b>PCK.182</b>	90-240V AC 50/60Hz	15-50V	10.5-35W	700mA	IP30
-----------------------	--------------------	--------	----------	-------	------



- Non-Dimmable

## 1050mA

Code	Supply Voltage	Output Voltage	Output Power	Output Current	IP Rate
------	----------------	----------------	--------------	----------------	---------

50W <b>PCK.178</b>	200-240V AC 50/60Hz	9-48V	50W	1050mA	IP67
-----------------------	---------------------	-------	-----	--------	------

