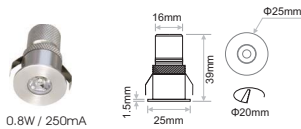


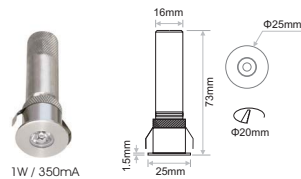
- BAROLO is a small sized constant current downlight.
- Available in 30° & 60°.
- 3 SDCM
- L90/B10 50000h

Lighting management options:

On-Off/DALI/0..10V/1..10V/DMX512/PHASE CUT/IR/RF/PUSH BUTTON/Bluetooth



0.8W / 250mA



1W / 350mA


Code	No.LED	CCT*	Watt	Current**	Diameter	Beam Angle		
<i>0.8W / 250mA</i>								
<b>LED.230</b>	1	6000K	0.8W	250mA	25mm	30°	Dimmable	
<b>LED.231</b>		4000K						
<b>LED.232</b>		3000K						
<b>LED.233</b>	1	6000K	1W	350mA	25mm	30°		Dimmable
<b>LED.234</b>		4000K						
<b>LED.235</b>		3000K						
<i>1W / 350mA</i>								
<b>LED.227</b>	1	6000K	1W	350mA	25mm	30°	Dimmable	
<b>LED.228</b>		4000K						
<b>LED.229</b>		3000K						
<b>LED.236</b>	1	6000K	1W	350mA	25mm	30°		Dimmable
<b>LED.237</b>		4000K						
<b>LED.238</b>		3000K						

\*Other colours available upon request.

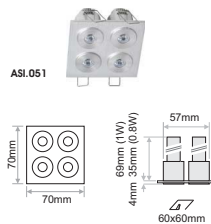
\*\*Adjustable intensity with ELECTRON dimmable constant current LED drivers.

### Accessories

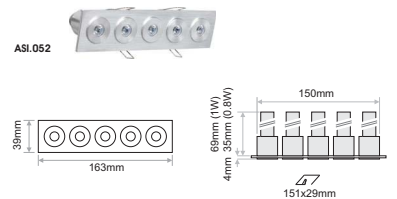
(Barolo LEDs not included)



ASI.050



ASI.051



ASI.052