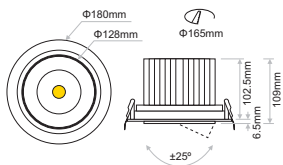


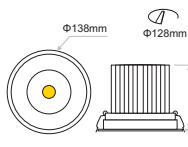
- ERIS series is a recessed downlight available either fixed or adjustable.
- It is offered in four different power consumptions and in a vast variety of beam angles.
- Outer case available in white or black colour. Inner case available in white, black, silver or gold colour.
- 3 SDCM
- L90/B10 50.000h



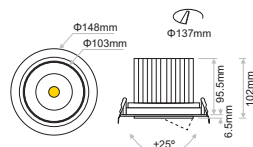
L Adjustable



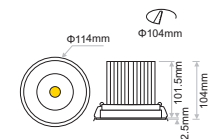
L Fixed



M Adjustable



M Fixed



Model	LED Power	CCT*	CRI LED Source	Beam Angle**	Type	Luminaire Colour	Dimming Option	Accessories		
ERIS M <i>(ERIS M)</i>	17.2W (17)	2700K (27B)	2477lm	2044lm	24° (24)	Adjustable (AD)	Outer ↑ (XX) White (W) Black (B) Inner ↓ White (W) Black (B) Silver (S) Gold (G)	Without Driver (00)	Cover ↑ (XX) Standard (0/3) Honeycomb**** (1/1) Extras ↓ No Extras (1/0) Emergency (1/1)	
		3000K (30B)	2633lm	2138lm	32° (32)	Fixed (FX)		Non Dimmable (ND)		
		4000K (40B)	2710lm	2261lm	40° (40)			Analogue (1-10V) (A1)		
		5000K (50B)	2741lm	2370lm	52° (52)			DMX (DX)		
	24.8W (25)	2700K (27B)	3375lm	2784lm				DALI (DL)		
		3000K (30B)	3586lm	2911lm				Push Button (PB)		
		4000K (40B)	3691lm	3080lm				Phase Cut (PC)		
	23.9W (24)	Warm Dimmable		2210lm				Wireless*** (WL)		
		1800K~3000K (WD)								
	29.5W (30)	Warm Dimmable		2075lm	40° (40)			Without Driver (00)		
1800K~3000K (WD)			52° (52)		DMX (DX)					
						DALI (DL)				
						Wireless** (WL)				
ERIS L <i>(ERIS L)</i>	32.4W (32)	2700K (27B)	4339lm	3579lm	12° (12)		Without Driver (00) DMX (DX) DALI (DL) Wireless** (WL)			
		3000K (30B)	4610lm	3742lm	20° (20)					
		4000K (40B)	4745lm	3960lm	30° (30)					
		5000K (50B)	4800lm	4149lm	40° (40)					
	38.5W (39)	2700K (27B)	5062lm	4175lm	60° (60)					
		3000K (30B)	5378lm	4365lm						
		4000K (40B)	5535lm	4620lm						
	30.7W (31)	Warm Dimmable		2840lm						
		1800K~3000K (WD)								
	42W (42)	Warm Dimmable		2695lm	40° (40)					
1800K~3000K (WD)			60° (60)							

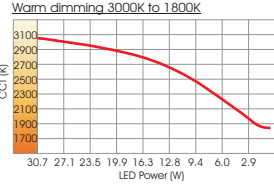
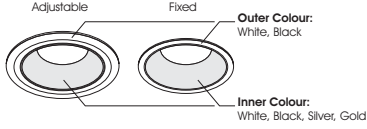
* Models with CCTs of 3500K & 6500K are available upon request.

** ERIS M: 40°/52° & ERIS L: 40°/60° are offered with glass.

*** The wireless dimming option includes driver and Bluetooth dimming accessory.

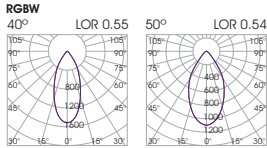
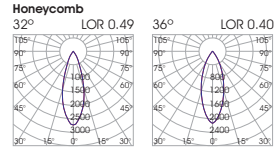
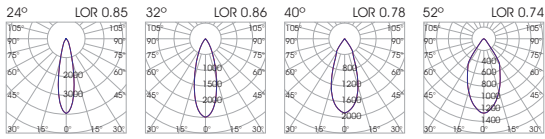
**** Honeycomb applicable only for ERIS M: 40°/52° & ERIS L: 40°/60°. Please refer to relevant polar curves for final luminaire output. Honeycomb not available for RGBW option.

Ordering Code Example: ERIS L-32-30B-90-40-AD-WB-00-10



ERIS M

Inner Colour: **WHITE**



ERIS L

Inner Colour: **WHITE**

