
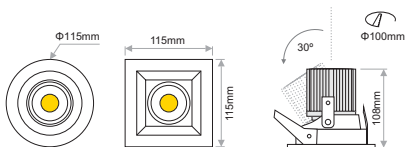


- Merlyn is a recessed adjustable downlight in round or square form.
- Available in 9/13 watt & 6/12 watt (WD).
- Available with honeycomb, line spread and softening lens as extra.
- 3 SDCM
- L90/B10 50000h
- UGR<10
- IP40



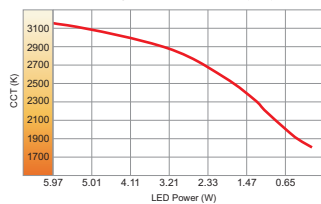
Model	LED Power	CCT	LED Source	Type	CRI	Beam Angle	Colour	Dimming Option	Accessories
<b>MERLYN Round</b> <i>(MERLYN R)</i>	<b>9W</b> (09)	2700K (27L)	958lm	Adjustable (AD)	95 (95)	24° (24) 38° (38)	White (WH) Black (BL)	Without Driver (00)	<b>COVER</b> Standard (0X) Honeycomb (1X) Line spread (2X) Softening lens (3X) ↓ (XX) ↑ <b>EXTRAS</b> No Extras (X0) Emergency (X1)
		3000K (30L)	1020lm					Non-Dimmable (ND)	
		3500K (35L)	1051lm					Analogue (1-10V) (A1)	
		4000K (40L)	1093lm					DMX (DX) DALI (DL) Wireless* (WL)	
<b>MERLYN Square</b> <i>(MERLYN S)</i>	<b>13W</b> (13)	2700K (27L)	1252lm	Adjustable (AD)	95 (95)	24° (24) 38° (38)	White (WH) Black (BL)	Without Driver (00)	<b>COVER</b> Standard (0X) Honeycomb (1X) Line spread (2X) Softening lens (3X) ↓ (XX) ↑ <b>EXTRAS</b> No Extras (X0) Emergency (X1)
		3000K (30L)	1334lm					Non-Dimmable (ND)	
		3500K (35L)	1375lm					Analogue (1-10V) (A1)	
		4000K (40L)	1429lm					DMX (DX) DALI (DL) Wireless* (WL)	
		5000K (50L)	1103lm						
		5000K (50L)	1443lm						
<b>Warm Dimmable</b>									
	<b>6W</b> (WD6)	Warm Dimmable 1800K–3000K (1830B)	518lm			20° (20) 38° (38)		Analogue (1-10V) (A1) DALI (DL) Phase Cut (PC) Wireless* (WL)	
	<b>11.8W</b> (WD12)	Warm Dimmable 1800K–3000K (1830B)	1045lm						

\* The wireless dimming option includes driver and Bluetooth dimming accessory.

Ordering Code Example: MERLYN S09-30L-AD-95-24-WH-ND-00



Warm dimming 3000K to 1800K (6W)



Warm dimming 3000K to 1800K (12W)

